

Annexure

### Minutes of the DDC meeting for the month of June/2024 in respect of Bongaigaon district

Subject	Minutes of the Meeting of District Development Committee
Date & Time	<b>6<sup>th</sup> July,2024</b>
Venue	Conference Hall of D.C Office, Bongaigaon
Participants	Annexure-1.1
Absentees	Annexure-1.2
Fund receipt & Utilisation	Annexure-A (Received) & B (Not received)
Physical Progress	Annexure-C (for Current Year) and Annexure-D for Previous Years.

The meeting was chaired by Sri Nabadeep Pathak, ACS, District Commissioner, Bongaigaon.

Before initiating discussion, the Chairman requested all the HODs to update data in connection with DCs Conference to be held on July/2024 . Accordingly, the House discussed points- wise data on the PPT for DCs conference. Thereafter, the house reviewed the works of different Deptts.

#### The decisions of the meeting are as follows:

##### Category-A: Department specific

S. No	Sector	Administrative Department	Scheme/ Project / Programme	Decision/Action to be taken.	Agency
1	Economic Development	Agriculture	Market Linkage of FPOs	The Chairman directed the DDM, DAO,Bongaigaon to take up the matter with NABARD, Bongaigaon for formation of FPO	DAO,Bongaigaon
			KCC	Target yet to receive. The DAO informed that 8 nos.	

				application were sponsored to the bank for sanction.	
			Soil Health Card	The DAO, Bongaigaon informed that target of SHC for the year 2024-25 is 41922 nos. and till date 36717 nos. of Soil Samples were collected for which analysis is yet to be done. The Chairman directed the DAO to fix monthly target for achieving the yearly target.	DAO, Bongaigaon
1			PRADHAN MANTRI KRISHI SAMMAN NIDHI (PM-KISAN)	<ul style="list-style-type: none"> <li>• Total Farm families: 77220 Nos.</li> <li>• Total Eligible beneficiaries: 65281 Nos.</li> <li>• Aadhaar Authenticate: 40643 Nos.</li> <li>• Total eKYC done: 40643 Nos.</li> <li>• Land Record Accepted- 41302 Nos.</li> </ul>	DAO, Bongaigaon
			PRADHAN MANTRI FASAL BIMA YOJNA (PMFBY)	<p>Kharif: Target - 30000 nos. Farmers Registered till date: 16722 nos. Notified Crops: Salli Paddy, Blackgram, Jute. Rabi: 26000 Farmers Registered till date: 12630 nos. Notified Crops: Maize, Mustard, Potato and summer paddy.</p>	
			FOOD & Nutrition SECURITY (FNS)	<p>Distribution of Subsidized (2021-22)</p> <p>a) Power Tiller : Target: 54 nos. Delivered: 53 nos.</p> <p>b) Pump Set: Target: 94nos, Delivered : 31 nos.</p>	
			RKVY	<p>Potato/Banana chips maker: 2 nos.</p> <p>Ginger processing unit: 2 nos.</p>	

				Spice processing unit: 2 nos. sanctioned. All the items will be distributed after depositing of beneficiaries share.									
			CMSGUY(Chief Minister Samagra Grammya Unnayan Yojana.	All the 3 nos. of Combine harvester sanctioned has been distributed to FPC.									
			Assam Millet Mission under APART	The DAO, Bongaigaon reported that the seeds received and distributed among the farmers. Foxtail Millet: Quantity: 960 kg Area covered: 80 ha No of beneficiaries: 320 nos.									
			Assam Fodder Mission (AFM)	Planting of Napier seeds completed. The crop is in vegetative stage. No. of beneficiaries: 264, Area covered: 60 Ha, Quantity: 3618 nos. of pack(@ 500 nos. slips)									
			Paddy procurement from Farmers at notified MSP	<table border="0"> <thead> <tr> <th>Target</th> <th>Acheivement till</th> </tr> </thead> <tbody> <tr> <td>date</td> <td></td> </tr> <tr> <td>1<sup>st</sup> Crop: 7500 MT</td> <td>1067.04 MT</td> </tr> <tr> <td>2<sup>nd</sup> Crop: 1500 MT</td> <td>400.64 MT</td> </tr> </tbody> </table>	Target	Acheivement till	date		1 <sup>st</sup> Crop: 7500 MT	1067.04 MT	2 <sup>nd</sup> Crop: 1500 MT	400.64 MT	
Target	Acheivement till												
date													
1 <sup>st</sup> Crop: 7500 MT	1067.04 MT												
2 <sup>nd</sup> Crop: 1500 MT	400.64 MT												
			Misc	The Chairman directed the DAO to convene a meeting with DDS, ADS and other stakeholder to discuss on Paddy and Mustard procurement and PMKISHAN	DAO,Bongaigaon								
2		Agri(Eng)	APART	Progress of Construction of ADO Office: i) Manikpur : 22% ii) Patiladoha : 93%	AEE(Agril), Bongaigaon								

				<p>iii) Abhayapuri I : 69%</p> <p>iv) Abhayapuri- II: 77%</p> <p>AEE(Agril) informed that alternative land have been identified for Chalantapara ADO office , but order in this regard is yet to be issued from HQ.</p>	
3	Economic Development	AH & Veterinary		<ul style="list-style-type: none"> <li>• The DVO, Bongaigaon informed that target of NLM is yet to be received from Govt.</li> <li>• Brucella -CP 2023-24: Target: 20,000 nos. Achievement:19309 nos.(96.54%) 2024-25: Target: 20691 nos. Achievement:17076 nos.(82.53%)</li> <li>• PPR Vaccination: Target: 81600 nos. Achievements: 69200nos. (84.80%).</li> <li>• DVO informed that Pasu Swasthya Mela, Deworming camp etc are going on</li> </ul>	DVO, Bongaigaon
			<p><b>Rashtriya Gokul Mission (RGM)</b> 1. Nationwide Artificial Insemination Programme (NAIP)). 2. Sexed Sorted</p>	<ul style="list-style-type: none"> <li>• Artificial Insemination : Target: 58089 nos. Achievement:7,625 nos. (13.12%)</li> <li>• Sexed Sorted Semen: Target: Nil, Achievement: 651nos.</li> <li>• Calf Born: Target: Nil, Achievement: 1,388 nos.</li> </ul>	

			Semen. 3. Training on Sexed Sorted Semen	<ul style="list-style-type: none"> <li>• Training on Sexed Sorted Semen : Target: 1 no, Achievement: 1 no</li> </ul>	
			NLM 4.Rural Bacyard Goat/Sheep Dev	<ul style="list-style-type: none"> <li>• Rural Bacyard Goat/Sheep Dev Target: 110 Achievement: 110 nos.</li> <li>• Farmers Training on Scientific Rearing of Pig, Goat, Poultry:Target: 300 nos. Achievement: 300 nos.</li> <li>• Feed &amp; Fodder Dev distribution of Chaff Cuter: Target: 50 nos. Achievement: 50 nos.</li> <li>• Awareness Meeting: 100 nos.</li> </ul>	
			KCC	<ul style="list-style-type: none"> <li>• Regarding KCC, the Chairman directed DDM, NABARD to cooperate and provide necessary guidance to the DVO regarding sanction and disbursement of KCC loan.</li> </ul>	
			Mobile VAN	The Chairman directed the DVO to submit monthly data of case handled by Mobile Van.	DVO,Bo ngaigao n
4	Economic Development	Fishery	Pradhan Mantri Matsya Sampada Yojana ( PMMSY)	New Rearing Pond : 42 nos., Completd: 27 nos. New Pond Construction: 43 nos., Completed: 30 nos. Pen Culture: 4 nos., Completed: 4 nos.	DFDO
			APART(EAP)	Polyculture Demonstration: 14 nos (5.00 ha) , Completed: 14 nos	
5	Economic Develop	Handloom & Textiles	Swanirvar Nari	1. No of Beneficiaries: 12262 nos.	

	ment		Weavers Mudra loan	The Supdt. H&T, Abhayapuri informed that Target for the year 2024-25 is 30 nos. and accordingly 30 nos. of Loan Proposals for the year 2023-24 has been sent to various banks for sanction of loans. Disbursement of loan is under process.	
			Cluster Development Programme (CDP) under NHDP (Chaprakata-Popragaon Cluster)	No. of beneficiaries: 400 nos. Estimated amount: Rs.181.04 Lakh	
			PradhanMantri Jeevan Jyoti Bima Yojana (PMJJBY)	Target: 300 nos.	
			Pradhan Mantri SurakshaBima Yojana (PMSBY)	Target: 4000 nos.	
6	Economic Development	Industry	CM Atmanirvar Abhijan	<u>Present status:</u> Total No of application : 2402 nos. Appeared in interview : 2093 nos. Absent in interview : 309 nos.	
			PMEGP	Year Target Application Sanction forwarded	

				2023-24 96nos. 60nos.	341nos.		
				2024-2025 18 nos. (sanctioned from last FY)	60 nos. 57 nos.		
			PMFME	Year Sanction	Target	Application forwarded	
				2024-2025 33nos.	--	193 nos. ( 1 proposal sanctioned from last FY)	
			EoDB	On query from the Chair, the GM,DICC, Bongaigaon informed that registration on Portal of EoDB in respect of Bongaigaon district is going on. The Present status of EoDB in Bongaigaon district is as follows: Application received: 7271 nos. Approved : 6761 nos. Rejected : 455 nos. Pending with office : 17 nos. Pending with applicant: 38 nos.			
			MSMES	Total Registration Unit under UDYAM : - 9194nos. (Cumulative) Employment Generated : 46999nos.			
			PM VISHWAKARM A	Total Application received : 14011 nos. GP Level Verification Done : - 7317 nos. DM,DC level verification done : 1914 nos. GP Level Verification Pending: - 6694 nos. DM,DC level verification done : 5031 nos. ULBs level verification pending :			

				215 nos.					
7	Economic Development	P & R D	PMAY-G	Year 2023-24 : : Target- 1167 nos. Completed : 765 nos.  Cumulative Target - 61141nos. Completed- 59394 nos.	CEO, ZP				
			MGNREGA	1. As reported 9,317 person days have been generated in Tea Garden area for FY 2023-24. 2. For 2023-24 FY Work Completion Target - 13806 Completed - 4617					
			Amrit Sarovar	Total Sanctioned: 76 nos. Completed : 69 nos. ( 6 nos. in forest area and 1 no washed out after completion of excavation) Financial Progress (Excavation Works) Target - Rs. 9.73 cr Achievement - 6.26 cr					
			15thFCGrant	Scheme reviewed and directed to submit report					
			State Own Priority Development(SOPD)	Scheme reviewed and directed to submit report					



			Indira Gandhi National Old age pension Scheme	Total beneficiary- 18343 Nos. PFMS registered- 18186 Nos.	
			Indira Gandhi National widow pension Scheme	Total beneficiary- 2742 Nos. PFMS registered- 2676 Nos.	
			Indira Gandhi National Disability Pension Scheme	Total beneficiary- 718 Nos. PFMS registered- 704 Nos.	
			National Family Benefit Scheme	Nil	
			Old Age Pension from State Contribution (SKKBPA)	Reviewed in the meeting	
			Indira Miri Universal Widow Pension Scheme	Scheme merged with ORUNODOI	
			<b>Swahid Kushal Konwar Sarbajanin Briddha Pension Achoni (OAPFSC)</b>	Total beneficiary- 20010 Nos. PFMS registered- 19991 Nos.	

			Deendayal Antyodaya Yojana-National Rural Livelihoods Mission (DAY-NRLM)	Scheme reviewed	
8	Economic Development	Dairy Development	Input subsidy for Dairy Farmers(5 Rupees gap support)	Letter regarding Input subsidy for Dairy Farmers has been received . It is informed that online registration of application is going on and as on date 60% registration has been completed.	
9	Economic Development	Skill Dev	PLSDTP	The DPM, ASDM was directed to submit District Skill Dev Plan by July/ 2024.	DPM, ASDM
10	Social Sector	Women & Child Development (Social Welfare)	Model AWC	Status of Construction of Model AWC: SOPD : 15 nos. Completed : 15 nos. MAWC (NIDA PH-I): 35 nos. 30% fund released to 34 nos. AWC. MAWC(RIDF-I):12 nos. 30% fund released to 11 nos. AWC MAWC(RIDF-II): 20 nos. Fund released to 9 no MAWC MAWC(SC-BC): 4nos. AWC(50% fund released to 2 nos. AWC) .	DSWO
			PMMVY	Total targeted beneficiary for the scheme is 6722 nos. As on date 102 nos. (i.e. 1.5%) of beneficiaries are registered in PMMVY CAS portal.	

			Mission Vatsalya (Child Protection Services)	Fund released @ 4000.00 per month 2022-23 : - 92 Nos. Beneficiaries 2023-24 : - 24 Nos. Beneficiaries	
			Beti Bachao Beti Padhao	Awareness on Menstrual Hygiene : - 45 District level programmer on Women centric laws and Scheme-5 Skill Development training on cutting and tailoring Provided to <b>20 Nos. Of Women.</b> Sanitary Napkins provided to <b>7250 students</b> Education and Sport champions felicitation <b>15 no's of girls</b>	
			One Stop Centre	2022 - 2023 Total Registered cases-308 Sheltered cases- 285 Police Assistance-65 Legal Aid-07 Medical Assistance-58 Psychosocial Counselling-308 2022 - 2023 Total Registered cases-322 Sheltered cases- 253 Police Assistance-13 Legal Aid-05 Medical Assistance-13 Psychosocial Counselling-318	
			Women Help Line	Nil	
			Nari Adalat	Nil	
			Palna	Nil	

			National Mission for Empowerment of Women IGMSY (PMMVY)	Nil	
			Shakti Sadan Scheme	Nil	
			Sakhi Niwas	Nil	
			Hub for Empowerment of Women	FY 23-24	
				Hub for Empowerment of Women implemented on FY 23-24 at Bongaigaon District.	
				Programme Awareness on Child Marriage -23	
				Awareness on Women Centric Laws and Scheme -15	
				Women Linking with other schemes & Assistance- 20	
				Awareness on Help Line numbers i.e 181,1098,1930 etc- 23	
			Construction of One Stop Centre	100 % Completed	
	Social Sector	Sports & Youth Welfare	CMSGUY (Field Development)	On query, the DSO, Bongaigaon informed that out of 10 nos. of C.M's Field Development schemes, 05 nos. of schemes have been completed.	DSO, Bongaigaon
			Small Khelo India	i) 10 nos. of players participated in the inter district Football Tournament. ii) 3 nos. of player participated in the	

				School National Hockey Tournament. iii) 16 nos. of players participated in the inter district Hockey Tournament.	
12	Social Sector	Labour Welfare	BOWC	The Labour Officer, Bongaigaon was directed to submit report on pension and scholarship under BOWC with detail analysis on non-receipt of pension and scholarship by the applicants.	Labour Officer
			Pradhan Mantri Shrom Yogi Mandhan Yojana (PMSYMY)	Total No of Registered beneficiaries: 850 nos.	
13	Social Sector	Health & Family Welfare	NHM	1. PMJAY physical card Card received- 3,46,000 nos. Card delivered - 2,46,350 nos. Balance - 99,650 nos. 2. Full Immunization Coverage Target - 16,010 nos. Achievement - 14,970 nos.	Jt. Dir(H)
			Ayushman Bharat Digital Mission (ABDM)	ABHA ID creation Target - 8,45,519 nos. Achievement - 4,09,438 nos.	
14	Social	Food &	NFSA-		DDS,

	Sector	Public Distribution & Consumer Affaires	Anna Sewa Din	Beneficiaries Covered Target - 6,13,968 nos. Achievement - 5,85,673 nos. FPS Transactions Target- 159946 nos. Achievement - 152041 nos.	FCS & CA.
16	Reforms, Governance Facilitation & Regulation	Environmental & Forest	APFBC	It was reported that plantation under APFBC is in progress.	DFO, Aie valley
			Amrit Brikhya Andolon	The DFO, Aie Valley was directed to submit the report on category wise survival of saplings, planted during Amrit Brikhya Andolon last year.	
17	Reforms, Governance Facilitation & Regulation	Excise	Revenue Collection	The Supdt. of Excise reported that target fixed for the current financial year is Rs.147.48 crore and so far 15.60% collection have been achieved.	Supdt. of Excise, Bongaigaon.
18	Infrastructure	Housing & Urban Affairs	Modi Initiatives	The Chairman directed the E.O concerned to cover the pending works of MODI Initiative in the next phase.	E.O, AMB/B MB
			PMAY-U	Overall Target for Bongaigaon District- 1467nos. Achievement - 1270 nos.  The Chairman directed both the E.Os to take personnel interest to complete the target.	

			SBM	Water Processed - Target Achievement BMB- 21.0 TPD 7.0 TPD AMB -2.2 TPD 0.88 TPD Community & Public Toilets Constructed <u>Target</u> Achievement BMB- 3              0 AMB - 1            0	
			Cityl Infra Development Fund (CIDF)	All scheme reviewed and found satisfactory.	
		Information Technology	e-District	District Commissioner Office Bongaigaon is functioning fully through e-District mode.	
			ASWAN		
			Aadhar Authenticati on User Agency (AUA)	Scheme reviewed	
			PM SVANidhi	AMB: Total Beneficiary: 507 nos. Achievement: 1164 nos. (229%) BMB: Total Beneficiary: 2154 nos. Achievement: 3041 nos. (141%)	

			SHG Formation	ABM: Target: 10 nos, Achievement: 5 nos. BMB: Target: 20 nos Achievement: 10 nos.	
19	Infrastructure	Power	Grid Connection	1.The AGM APDCL informed that the proposal for Grid Connectivity has been submitted to the higher authority . Sanction is yet to be received.  2.CEO, ZP informed that electric connection at 15 no. AWCs have been disconnected without any notice. The AGM,APDCL was directed to issue notice before disconnection of power line henceforth.	AGM, APDCL
20	Infrastructure	Irrigation	Flow Irrigation scheme (FIS)	It was informed by the E.E, Bongaigaon, Abhayapuri North Division (Irrigation) that two nos. of schemes viz. "Borjhora FIS" under RIDF-XXVII (NABARD) and Nigamghola FIS (Pt-I,II,III) under SOPD-G were taken up and the physical achievement for both the schemes stands at 100%.	E.E, Bongaigaon Abhayapuri North Division (Irrigation)
			Solar Power MDTW scheme at Bongaigaon LAC(3 Point) under	The E.E, Bongaigaon Abhayapuri North Division (Irrigation) informed that the scheme viz. Solar Power MDTW scheme at Bongaigaon LAC is under progress and as on date around 80 % works completed. Proposed date of completion is Dec,2024.	



			RIDF-XXIX(NABARD)																	
			Jalshakti	Regarding Jal Shakti Abhijan, the EE, Irrigation informed the chair that collection of data has been completed and the plan will be uploaded within few days.																
			PMKSY-HKPP	<table border="0"> <tr> <td></td> <td>No. Installed</td> <td>Area</td> </tr> <tr> <td>Covered Drip Irrigation</td> <td></td> <td>77</td> </tr> <tr> <td>34.80 Ha</td> <td></td> <td></td> </tr> <tr> <td>Portable Sprinkler</td> <td></td> <td>172</td> </tr> <tr> <td>159.60 Ha</td> <td></td> <td></td> </tr> </table>		No. Installed	Area	Covered Drip Irrigation		77	34.80 Ha			Portable Sprinkler		172	159.60 Ha			
	No. Installed	Area																		
Covered Drip Irrigation		77																		
34.80 Ha																				
Portable Sprinkler		172																		
159.60 Ha																				
			SOPD-G	Scheme reviewed																
21	Infrastructure	Water Resources	SOPD	<p>1. The EE, WR, Deptt. Bongaigaon informed that around 3500 nos. porcupine has been received for protection at Kheluapara, Bharalkundi area along with different area.</p> <p>2. I/M for recoupmnt of Pachonoia area from Flood devastation of river Bramahaputra on its right bank under SOPD for 2021-22 has been taken up. Work completed and demand submitted</p>	EE,WR, Deptt. Bongaigaon															
			FloodManagement & Border Area Programme	Nil																

			NABARD(RIDF)	Nil							
22	Infrastructure	PWD Roads	PMGSY	works sanctioned (2020-21 to 2022-23)	works completed	works under progress	not started	PWRD, Bongai gaon			
				10nos.	4nos.	6nos.	0 no.				
			The Chairman directed to EE, PWRD to complete the works as early as possible.								
			RIDF XXXVII	works sanctioned	works completed						
				3 nos.	3 nos.						
			SOPD-G	works sanctioned (2018-19 to 2023-24)	works completed	works under progress					
				109 nos.	107nos.	2 nos.					
APART	works sanctioned	works completed	works under progress								
	3 nos.	0	3 nos.								
Mukhya Mantrir Path Nabikaron Achani	works sanctioned (2022-	works completed									

			(MMPNA)	23)		
				20 nos.	20 nos.	
			Mukhya Mantrir Unnoto PakiPath Nirman Achani (MMUP PNA)	Target- 03 Completed - 03		
			PM Gati Shakti	Initiated to select Nodal Officer		
			Mukhya Mantrir Nagariya Pakipath Nirman Achani (MMNPNA)	Target- 02 On going - 01 Not started- 01		
			Road Safety Works	Awareness camp held		
			Mukhya Mantrir Paki Path Nirman Achani (MMPPNA)	works sanctioned 16 nos.	works completed 1no.	works under progress 15 nos.
			Assam Mala	The EE, PWD ( R) informed that the proposal for 2 <sup>nd</sup> Installment of Compensation amount for land acquisition under Asom Mala Project has been sent.		
				EE,PW D roads		

			APART	The EE,PWD(R ) informed that construction of 3 nos. of Market Sheds under APART is as such. 1. Patiladaha Market Shed: 100% 2. Bajitpara Market Shed: 100% 3. Alokjhari market Shed: 100%	
23	Infrastruct ure	PWD(NH.)		No scheme is in implementation in Bongaigaon district.	
24	<i>Infrastru cture</i>	PWD(bl dg.)		It was informed that land for Model School at Birjhora Tea Garden, Jagannath Community Centre have been identified.	ADC(Re v), A E.E PWD blg divn,
			SOPD	Scheme reviewed and directed to submit report	
			Infrastructure Development ofHealth & Education Sector under CSS	Scheme reviewed and directed to submit report	
			PradhanMant riJan Vikas Karyakram (PMJVK)	Geo -Tagging of scheme is going on	
25	<i>Infrastru cture</i>	PWD(EI ect)		No of schemes: 4 nos.  Work completed: 4 nos.	EE, PWD(el ct) , Kokrajh ar

26	Economic Development	Sericulture	EAP (Under APART)	The Asstt Director, Sericulture was directed to fix target for KCC and select beneficiaries for sponsoring in consultation with DDM,NABARD	AD, Sericulture
			Integrated Sericulture Development Project (ISDP)	Nil	
			Intensive Bivoltine Sericulture Development Project (IBSDP)	Nil	
			SilkSamagra2	Nil	
27	Infrastructure	PHE	JJM	<p><b>PWSS:</b></p> <p><b>1.</b> Retrofitting of PWSS: Sanctioned: 154 nos. Completed: 118 nos.</p> <p><b>2.</b> New PWSS: Sanctioned: 133 nos. Completed: 85 nos.</p> <p><b>3.</b> Fresh New PWSS: Sanctioned: 338 nos. Completed: 109 nos.</p> <p><b>FHTC:</b> Total Target during 2023-24: 62835, Achievement:</p>	EE,PHE

				67112 (106.8 %) Tea Garden Water Supply: Target: 545 nos. Completed: 545 nos. AWCs tap connection Target-688 Completed- 688	
			Gobardhan	It was reported that 5 units of Bio-gas plants have been completed. Capacity of each unit is 6 cum. A total of 20 nos. household/ Unit will be benefited from these plants.	
			Sujalam 3.0	It was reported that out of 88 villages, 87 villages are in ODF plus Model category and 1 no. of village comes under ODF plus Rising category.	
28	Social Sector	Legal Meteorology		Inspection, (for the month May/2024): 197 nos. Fees collected: Rs. 94,895.00	
30	Economic Development	Soil Conservation	WDC-PMKSY 2.0	Total no of scheme : 35 nos. Scheme Completed: 25 nos.	D.O, Soil Conservation , Barpeta
			RIDF-XXVIII	It is informed that 2(two) new schemes has been sanctioned in respect of Bongaigaon district. The Chairman directed the D.O, Soil Conservation to complete all the schemes within the schedule time.	
			Soil and Water Conservation	Scheme reviewed and directed to submit report	

			on-SOPD		
			Soil and Water Conservation-RIDF	Scheme reviewed and directed to submit report	
			Watershed Development Component of PMKSY (WDC-PMKSY 2.0)	Scheme reviewed and directed to submit report	
31	Social Sector	Cultural Affairs		No scheme	
32	Social Sector	Hill Area		No scheme	
34	Economic Development	Science & Technology & climate change		Construction of District Science Centre and Planetarium is going on. Physical Progress is 85%	
	Economic Development	Rev & Disaster	Assam Mala	The ADC(Rev) was requested to submit 2 <sup>nd</sup> requisition of fund for Assam Mala.	ADC(Rev)
			Mission Basundhara	<p><b>Mission Basundhara 1.0</b></p> <p>Application received - 20687</p> <p>Applicaton disposed- 13422</p> <p><b>Mission Basundhara 2.0</b></p> <p>Application received - 32608</p>	

				Applicaton disposed- 32608	
		FINANCE	ORUNODOI	No. of Beneficiaries for Orunodoi 1.0 - 45667 No. of Beneficiaries for Orunodoi 2.0 - 17432	
			Assam Micro finance Incentives and Relief Scheme (AMFIRS), 2021 (SOPD)	Total Borrowers/ beneficiaries - 31138 nos. Amount/ incentives - Rs. 427431501.00	
35	Finance Planning	T & D	MLAADS/ MPLADS/ AAGY/ Untied Fund /Assam Darshan	Schemes under MLAADS, Untied Fund, AAGY, Assam Darshan were reviewed in the meeting and it was decided to speed up the completion of works and to submit U/Cs accordingly.	
			Gyanjyoti Scheme	Nill	
			NLCPR		
36	Managem ent &Facilitati on	Act East Policy Affairs		Scheme not implemented in the district at present	
37	Reforms, Governance Facilitation & Regulation.	Mines & Minerals	DMFT	The ADC(Rev), Bongaigaon was directed to review the progress of works taken up under DMFT fund and submit report.	ADC(Rev) , Bongaiga on
38	Reforms, Governanc e	Border Protection and	BADP/SCA	No scheme is being implemented in the district, as there is no international border.	
			Interstate Boarder	No scheme is being implemented in the	



	Facilitation & Regulation	Development	Dev	district, as the District is not connected with any other State of India.	
39	Social Sector	Economic & Statistics	Agriculture Census	DDES, Bongaigaon informed that the percentage of completion of Agriculture Census is 99% .	
		e-Governance	ARTPS	All HoDs are requested to submit certificate regarding pension cases through Kritagyata portal	All Hods
	Economic Development	Cooperation	PACS	Total No of GPSS: 13 nos. Model Bye-Law adopted : 12 nos. Computerisation completed: 12 nos. Applied for CSC: 4 nos. Formation of FPOs: nil Applied for Jan Aushadhi Kendra: 5 nos.	ARCS, Abhaya puri
			Computerization of PACS	12 Nos completed out 13 Nos.	
			World largest Grain Storage Plan in Cooperative sector	Scheme reviewed and directed to submit report	
			Formation & Promotion of FPO in Cooperative Sector	Nil	

#: (Social Sector/Economic Development/ Infrastructure/Finance & Planning/Regulatory/Reforms).

**Category-B: Theme specific**

S.No	Theme				
1.	Follow up of D Cs conference	All Heads of department concerned were asked to submit follow up action report of 5 <sup>th</sup> DCs conference held at Tinsukia as per format.			

Signed by

Dhruba Jyoti Das

District Development Commissioner  
Bongaigaon  
Date: 30-07-2024 18:24:34

Copy forwarded for information and necessary action: -

1. The Addl. Chief Secretary to the Govt. of Assam, T&D Deptt, Dispur, Guwahati-06 for kind information.
2. The Commissioner & Secretary to Chief Minister of Assam, Dispur for kind information.
3. The Commissioner , Lower Assam Division , Panbazar, Guwahati-1 for kind information.
4. The Director, Monitoring & Evaluation Division, T&D Department, Assam for information.
5. The Director (DCP), T & D Department for kind information.
6. All ADCs, Bongaigaon/SDO(Civil), North Salmara for information.
7. Technical Director & i/c DIO, Bongaigaon for information and necessary action for uploading the minutes in the District Web Portal.
8. All HODs of Department, Bongaigaon for information and necessary action.
9. Office Copy.

District Development Commissioner  
Bongaigaon



**Physical & Financial Progress of Works under different  
Schemes/Programmes/Projects across Departments-of Current Year  
& Previous Year**

**June 2024**

**District Agriculture Office, Bongaigaon**

## Monthly Status of Fund receipt and utilization for the Month of June 2024

### For Schemes: Funds received.

S.No	Admin. Dept.	Name of Scheme (+ Implementation Agency)	PFMS Code & SLS Code	Category CS/CS S/ State/E APetc.	Opening Balance With CNA /SNA/Others- as applicable.		Opening Balance with the District/Council/ Others — as applicable.		Current Year Allocation to District*		Fund received in the currentYear.		Total funds available for Scheme.	Funds utilised-till now Amount & (% in bracket).		Amount for which UCs are pending at the end of Previous year.	Utilisation Certificate submitted against total available funds or the current year.	Amount for which UCs are pending as on date.		Remarks
					Central Share	State Share	Central Share	State Share	Central Share	State Share	Central Share	State Share		Central Share	State Share			Of Previous Year	Of Current Year	
1	2	3	4	5	6	7	8	9	10	11	12	13	14	15	16	17	18	19	20	21
1	O/O THE DISTRICT AGRICULTURE OFFICE, BONGAIGAON	NATIONAL FOOD & NUTRITION SECURITY (FNS)	AS10-AS	CSS	NIL	NIL	NIL	NIL	NIL	NIL	NIL	NIL	NIL	NIL	NIL	NIL	NIL	NIL	NIL	NIL
2	O/O THE DISTRICT AGRICULTURE OFFICE, BONGAIGAON	RASHTRIYA KRISHI VIKASH YOJNA (RKVY)	AS9	CSS	NIL	NIL	NIL	NIL	NIL	NIL	NIL	NIL	NIL	NIL	NIL	NIL	NIL	NIL	NIL	NIL
3	O/O THE DISTRICT AGRICULTURE OFFICE, BONGAIGAON	HORTICULTURE MISSION FOR NORTH EAST & HIMALAYAN STATES (HMNEH)	AS51-9120	CSS	10,000/-	NIL	NIL	NIL	NIL	NIL	NIL	NIL	NIL	NIL	NIL	NIL	NIL	NIL	NIL	NIL
4	O/O THE DISTRICT AGRICULTURE OFFICE, BONGAIGAON	PRADHAN MANTRI KRISHI SINCHAYEE YOJNA (PMKSY)	AS214	CSS	NIL	NIL	NIL	NIL	NIL	NIL	NIL	NIL	NIL	NIL	NIL	NIL	NIL	NIL	NIL	NIL
5	O/O THE DISTRICT AGRICULTURE OFFICE, BONGAIGAON	PRADHAN MANTRI KRISHI SAMMAN NIDHI (PM-KISAN)	3624	CS	6,51,600/-	NIL	NIL	NIL	NIL	NIL	70,000/-	-	-	-	-	-	-	-	-	-

6	O/O THE DISTRICT AGRICULTURE OFFICE, BONGAIGAON	PRADHAN MANTRI FASAL BIMA YOJNA (PMFBY)	-	CS	NIL	NIL	NIL	NIL	NIL	NIL	NIL	NIL	NIL	NIL	NIL	NIL	NIL	NIL	NIL	NIL
7	O/O THE DISTRICT AGRICULTURE OFFICE, BONGAIGAON	NATIONAL MISSION ON OIL SEED & OIL PALM (NMOOP)	AS77-AS	CSS	NIL	NIL	NIL	NIL	NIL	NIL	NIL	NIL	NIL	NIL	NIL	NIL	NIL	NIL	NIL	NIL
8	O/O THE DISTRICT AGRICULTURE OFFICE, BONGAIGAON	NATIONAL PROJECT ON SOIL HEALTH & FERTILITY	AS53-AS	CSS	NIL	NIL	NIL	NIL	NIL	NIL	NIL	NIL	NIL	NIL	NIL	NIL	NIL	NIL	NIL	NIL
9	O/O THE DISTRICT AGRICULTURE OFFICE, BONGAIGAON	CSS-ATMA (SAME) – SUBMISSION ON AGRICULTURE EXTENSION	AS52-AS	CSS	NIL	NIL	NIL	NIL	NIL	NIL	65,000/-	-	16,000/-	49,000/- (75%)	-	-	-	SUBMITTED	-	-
10	O/O THE DISTRICT AGRICULTURE OFFICE, BONGAIGAON	PARAMPARAGATA KRISHI VIKASH YOJNA (PKVY)	AS76-AS	CS	NIL	NIL	NIL	NIL	NIL	NIL	NIL	NIL	NIL	NIL	NIL	NIL	NIL	NIL	NIL	NIL
11	O/O THE DISTRICT AGRICULTURE OFFICE, BONGAIGAON	APART (PROJECT)	WORLD BANK FUNDED PROJECT	765959.00	NIL	NIL	NIL	NIL	NIL	NIL	1834994.00	1396983.00	SUBMITTED TO ARIAS SOCIETY	1203970.00	PREPARED & READY TO SUBMIT AT ARIAS SOCIETY	1396983.00	-	-	-	
12	O/O THE DISTRICT AGRICULTURE OFFICE, BONGAIGAON	NeGP	AS 206	CSS	266564	NIL	NIL	NIL	NIL	NIL	NIL	NIL	NIL	NIL	NIL	NIL	NIL	NIL	NIL	NIL

\*= will be provided by the HOD/Concerned Agency. PFMS: Public Finance Management System; SLS: State Linked Scheme-State Code.

**A. Schemes for which no funds are received by the District/Council:**(Please visit <https://www.indiabudget.gov.in/index.php> and concerned Ministry/Department website to know the list of Central schemes of current and previous years)

S.No	Administrative Department	Scheme Name	Reasons	Remarks if any

## Physical Progress of Works under different Schemes/Programmes/Projects across Departments-of Current Year

S.No	Admin .Dept.	Name of Scheme	Number of Works sanctioned in the current Year	Progress of Current Year works/Services-Categorize number of Works based on the stage of physical progress						
				100%	75-99%	50-74%	25-49%	1-25%	Not started	
1	District Agriculture Office, Bongaigaon	Pradhan Mantri Kisan Samman Nidhi (PM-KISAN)	Total farm families :77220 nos.			60%				
			Eligible beneficiaries : 46323nos.							
			Aadhaar Authenticate : 40196 nos.		86.77%					
			Total eKYC done : 40196 nos.		86.77%					
			Land Record Accepted :41,283 nos		89.11%					
2		Pradhan Mantri Fasal Bima Yojana (PMFBY)	<b>Target: 30000 nos.</b> Notified Crops- Sali Paddy, Blackgram, Jute				14662 farmers enrolled (48.87%)			Notified crops – Jute, Sali Paddy, Blackgram.
3		Kisan Credit Card (KCC)	No Target							09 nos. KCC application sponsored
4	District Agriculture Office, Bongaigaon	Rashtriya Krishi Vikash Yojana (RKVY)	<b>Potato/Banana Chips Maker</b>	2 nos, of Potato/Banana Chips Maker						
			Quantity: 2 nos.	Distributed to 2 nos. of beneficiaries						
			No. of Beneficiary: 2 nos.							
			<b>Ginger Processing Unit</b>	DLSC approved for 2 nos. of Ginger Processing Unit						
			• Quantity: 2 nos.							
			• No. of Beneficiary: 2 nos.							
			<b>Spice Processing Unit</b>	DLSC approved for 2 nos. of Potato/Banana Chips Maker	1 no. of Spice Processing Unit					
• Quantity: 2 nos.		Distributed to 1no. of beneficiary.								
• No. of Beneficiary: 2 nos.										



S.No	Admi n. Dept.	Name of Scheme	Number of Works sanctioned in the Current Year	Progress of Current Year Works/Services-Categorize number of Works based on the stage of physical progress						
				100%	75-99%	50-74%	25-49%	1-25%	Not started	
4	District Agriculture Office, Bongaigaon	Rashtriya Krishi Vikash Yojana (RKVY)	Distribution of Jute Seed (Var: RAJA, RANI) <ul style="list-style-type: none"> <li>Seed received- 7.0 Qtls</li> <li>Area- 80 Ha</li> </ul>	The crop is in vegetative stage						
			Distribution of <b>Traditional variety of Paddy</b> (Var: Gobindobhog & Black Rice) Total Seeds :45 Qtl, Area 100 Ha.	ADO circle wise Allotment made	Seed distribution going on.					
			<b>Community Nursery</b> (Var: Bahadur Sub 1 & Ranjit Sub 1) Total Seeds :350 Qtl, Area- 70 Ha.	ADO circle wise Allotment made	Seed sowing going on.					
5		Horticulture Mission for North East and Himalayan States (HMNEH)	<b>Dragon Fruit Cutting</b> Var: Taiwan Pink. Quantity: 9600 Nos.	ADO wise allotment made and cuttings distributed						
			<b>Kaji Nemu Seedlings</b> Quantity: 5360 Area: 10 ha	ADO wise allotment made.						
6		National Food Security Mission (NFSM) now <b>Food and Nutrition security (FNS) Scheme</b>	Distribution of <b>Jute Seeds</b> (Var: SWETA) Total Seeds :10 Qtl, Area 100 Ha. Beneficiaries = 250 nos.	The crop is in vegetative stage						
	Demonstration on <b>Jute</b> (Var: NCJ-28-10 AAUCJ-2) Total Seeds :55 Qtl, Area 350 Ha. Beneficiaries = 870 nos.		The crop is in vegetative stage							

S.No	Admin. Dept.	Name of Scheme	Number of Works sanctioned in the Current Year	Progress of Current Year Works/Services-Categorize number of Works based on the stage of physical progress						
				100%	75-99%	50-74%	25-49%	1-25%	Not started	
6	District Agriculture Office, Bongaigaon	National Food Security Mission (NFSM) now <b>Food and Nutrition security (FNS) Scheme</b>	Demonstration on <b>Direct Seeded Rice</b> of Certified HYV Paddy (Var : Bina 10) Total Seeds :75 Qtl, Area 100 Ha. Beneficiaries = 250 nos.	ADO circlewise Allotment made.	Seed distribution going on					
			Demonstration on <b>SRI</b> of Certified HYV Paddy (Var : Bina 10) Total Seeds :10 Qtl, Area 100 Ha. Beneficiaries = 250 nos.	ADO circlewise Allotment made	Seed distribution going on					
			Demonstration on <b>CSBD</b> of Certified HYV Paddy (Var : Bina 11) Total Seeds :80 Qtl, Area 200 Ha. Beneficiaries = 500 nos.	ADO circlewise Allotment made	Seed distribution going on					
			Demonstration on <b>Line Transplanting</b> of Certified HYV Paddy (Var : Bina 11) Total Seeds :80 Qtl, Area 200 Ha. Beneficiaries = 500 nos.	ADO circlewise Allotment made	Seed distribution going on					
			Demonstration on <b>Stress Tolerant Variety</b> of Certified HYV Paddy (Var : Ranjit Sub 1) Total Seeds :160 Qtl, Area - 400 Ha. Beneficiaries = 1000 nos.	ADO circlewise Allotment made	Seed distribution going on					
			Distribution Programme of Certified HYV Paddy (Var: Ranjit Sub 1) Total Seeds :890 Qtl, Area - 2225Ha. Beneficiaries = 5562 nos.	ADO circlewise Allotment made.	Seed distribution going on					

S.No	Admin. Dept.	Name of Scheme	Number of Works sanctioned in the Current Year	Progress of Current Year Works/Services-Categorize number of Works based on the stage of physical progress						
				100%	75-99%	50-74%	25-49%	1-25%	Not started	
6	District Agriculture Office, Bongaigaon	National Food Security Mission (NFSM) now <b>Food and Nutrition security (FNS) Scheme</b>	Distribution Programme of Certified HYV Paddy (Var: Bahadur Sub 1) Total Seeds :330 Qtl, Area – 825 Ha. Beneficiaries = 2062 nos.	ADO circle wise Allotment made.	Seed distribution going on					
			Distribution Programme of Certified HYV Paddy (Var : Bina 10) Total Seeds :300 Qtl, Area – 750 Ha. Beneficiaries = 1875 nos	ADO circle wise Allotment made.	Seed distribution going on					
			Distribution Programme of Certified HYV Paddy (Var : Bina 11) Total Seeds :300 Qtl, Area – 750 Ha. Beneficiaries = 1875 nos	ADO circle wise Allotment made.	Seed distribution going on					
			Distribution Programme of Certified HYV Paddy (Var : Numali) Total Seeds :330 Qtl, Area – 825 Ha. Beneficiaries = 2062 nos	ADO circlewise Allotment made.	Seed distribution going on					
7	District Agriculture Office, Bongaigaon	<b>CSS ATMA</b>								
		Demonstration (Agriculture)	5 nos Demonstration	Distribution completed						Agriculture Inputs distributed for 5 nos Demonstration
		Demonstration (Allied)	5 nos Demonstration	Distribution completed						Inputs for 5 nos. Fishery demonstration distributed for Demonstration
		Capacity Building Training	5 nos Training	05 nos. Beneficiary Groups Selected	2 nos. training completed					05 nos. Beneficiary Groups Selected

S.No	Admin. Dept.	Name of Scheme	Number of Works sanctioned in the current Year	Progress of Current Year works/Services-Categorise number of works based on the stage of physical progress						
				100%	75-99%	50-74%	25-49%	1-25%	Not started	
8	District Agriculture Office, Bongaigaon	Assam Agribusiness and Rural Transformation Project (APART)	Minikit Demonstration=236 nos. Foxtail Millet, Var: SIA-3156	Harvesting going on						Quantity:236 kg Area:20 Ha No. of Beneficiaries: 236 nos.
		APART Assam Millet Mission (AMM)	Technology Demonstration=320 nos. Foxtail Millet Var: SIA-3156	Harvesting going on						Quantity:960 kg Area:80 Ha No. of Beneficiaries: 320 nos.
		Assam Fodder Mission	Distribution of Napier Slips for cultivation Quantity-3618 nos. of packets @ 500 nos slips per packet Area Covered- 60 Ha No. of beneficiaries-264	The crop is in vegetative stage						
		Market Improvement & Modernization Programme 4 Market selected		Market construction towards completion at Alokjhari- 100% Patiladoha-100%	Bajitpara Market- 98%.					
		ADO Office construction- APART-Bongaigaon	Manikpur Agri. Circle					22%		Site handed over to the contractor on 13 <sup>th</sup> July, 2023, Site- Barbila
		Report is furnished by AEE (Agri.), Bongaigaon	Patiladoha Agri. Circle		90%					
			Abhayapuri I Agri. Circle			69%				
Abhayapuri II Agri. Circle				77%						

Sl.No	Admin. Dept.	Name of Scheme	Number of Works sanctioned in the current Year	Progress of Current Year works/Services-Categories number of Works based on the stage of physical progress						
				100%	75-99%	50-74%	25-49%	1-25%	Not started	
	District Agriculture Office, Bongaigaon	ADO Office construction-APART-Bongaigaon  Report is furnished by AEE (Agri.), Bongaigaon	North Salmara						Not started	An Adequate land is not available at Chalantapara, so alternative land is identified at Oudubi GP office campus. Accordingly, an NOC had taken from President of Oudubi GP. A proposal has already sent to SPD, ARIAS Society for change of site. They had informed to submit some formats and documents
9		<b>Soil Health and Fertility Management Scheme</b>	Soil Sample testing for issue of Soil Health Card(SHC) Target for the year 2024-25 = 41922					Soil Sample tested: 170 Nos.		Soil sample collected till date - 36717

## Physical Progress of Works under different Schemes/Programmes/Projects across Departments-of Previous Years

S.No	Admin Dept.	Name of Scheme	Total Number of Work spending as on the last date of previous Financial Year	Number of Years delayed for completion -as on the last date of last Financial Year-Categories works based on the delay in completion.					Progress of Pending works of previous Years pending as on the last date of last Financial Year-Categories works based on the stage of physical progress						
				Less than 1Yr	>=1to <3Yrs	>=3to <5Yrs	>=5	Total	100%	75-99%	50-74%	25-49%	1-25%	Not started	
1	District Agriculture Office, Bongaigaon	CMSGUY (Chief Minister Samagra Grammya Unnayan Yojana)	3 nos. of Combine harvester ( 1no./LAC)	Less than 1Yr					All 3 Combine harvester distributed to 3 FPCs under 3 LAC						
2		Rashtriya Krishi Vikash Yojana (RKVY)	Reaper-10 nos. Mini Oil Mill,2022-23 • Alloted: 10nos.	Less than 1Yr						DLSC approved: 5 nos.			1 no. delivered		Draft not submitted by 4 no. of beneficiaries
3		Food and Nutrition security (FNS) Scheme	Distribution of Subsidized Power Tillers, 2021-22 Total allotted= 54 nos. Delivered = 54 nos.		1-2 years					DLSC Approved: 8 nos.			1 no. delivered		1 no. delivered Draft Collection going on.
									Delivered: 54 nos.						

S.No	Admin. Dept.	Name of Scheme	Total Number of Works pending as on the last date of previous Financial Year	Number of Years delayed for completion -as on the last date of last Financial Year-Categories works based on the delay in completion.					Progress of Pending works of previous Years pending as on the last date of last Financial Year- Categories works based on the stage of physical progress						
				Less than 1Yr	>=1to <3Yrs	>=3to <5Yrs	>=5	Total	100%	75-99%	50-74%	25-49%	1-25%	Not started	
4	District Agriculture Office, Bongaigaon	Food and Nutrition security (FNS) Scheme	Distribution of Subsidized Pump-sets,2021-22  Total allotted= 94 nos. Delivered 32 nos.	Less than 1 year						DLSC for 72 nos. done in the current financial years.		Delivered:32			Total no. of pumpset approved by DLSC=72 nos. Distributed= 32 nos. Draft Collection pending-40 nos.

District Agriculture Officer  
Bongaigaon

## Monthly status of Fund receipt and utilisation for the Month of June Year, 2024

### A. For Schemes: Funds received.

Sl. No	Admin. Dept.	Name of Scheme (+Implementation Agency)	PFMS Code & SLS Code	Category CS/CSS/State/EAP etc.	Opening Balance With CNA /SNA/Others- as applicable.		Opening Balance with the District/Council/ Others-- as applicable.		Current Year Allocation to District*		Fund received in the current Year		Total funds available for Scheme	Funds utilised- till now Amount & (% in bracket)		Amount for which UCs are pending at the end of previous year	Utilisation Certificate submitted against total available funds for the current year	Amount for which UCs are pending as on date.		Remarks		
					Central Share	State Share	Central Share	State Share	Central Share	State Share	Central Share	State Share		Central Share	State Share			Of Previous Year	Of Current Year			
1	2	3	4	5	6	7	8	9	10	11	12	13	14	15	16	17	18	19	20	21		
1	Environment & Forest Department	CAMPA		State & Central	0	0	0	0	0	0	20,62,500/-	18,56,250/-	1,03,76,320/-	1,86,002/- (16.13%)	16,74,018/- (16.13%)	Nil	Nil	Nil	Nil	50 Ha AR Plantation at Barekamara (Site nursery work completed)		
3		APFBC Phase-II			0	0	0	0	0	0	0	29,06,371.20/-	7,26,592.80/-	36,32,964/-	29,06,371.20/- (80%)	7,26,592.80/- (20%)	Nil	Nil	Nil	Nil	Dewangaon 100 Ha (plantation completed)	
4					0	0	0	0	0	0	0	0	31,23,812.80/-	7,80,953.20/-	39,04,766/-	31,23,812.80/- (80%)	7,80,953.20/- (20%)	Nil	Nil	Nil	Nil	Bowalimari 60 Ha (plantation completed)
5					0	0	0	0	0	0	0	0	29,73,395.20/-	7,43,348.80/-	37,16,744/-	29,73,395.20/- (80%)	7,43,348.80/- (20%)	Nil	Nil	Nil	Nil	Hapachara 110 Ha (plantation completed)
6					0	0	0	0	0	0	0	0	66,16,856.80/-	16,54,214.20/-	82,71,071/-	64,00,000/- (80%)	16,00,000/- (20%)	Nil	Nil	Nil	80,00,000/-	Oudubi 130 Ha (expected completion month July/2024)
7					0	0	0	0	0	0	0	0	16,94,897.60/-	4,23,724.40/-	21,18,622/-	16,94,897.60/- (80%)	4,23,724.40/- (20%)	Nil	Nil	Nil	Nil	Dewangaon JFMC 25 Ha (expected completion month July/2024)
8					0	0	0	0	0	0	0	0	16,97,758.40/-	4,24,439.60/-	21,22,198/-	16,97,758.40/- (80%)	4,24,439.60/- (20%)	Nil	Nil	Nil	5,00,000/-	Chagalkhuti JFMC 25 Ha (expected completion month July/2024)

\* = will be provided by the HOD / Concerned Agency. PFMS: Public Finance Management System; SLS: State Linked Scheme-State Code.



### Annexure-B

**B. Schemes for which no funds are received by the District/ Council:** For (Please visit <https://www.indiabudget.gov.in/index.php> and concerned Ministry / Department website to know the list of Central schemes of current and previous years)

SL. No	Administrative Department	Scheme Name	Reasons	Remarks if any
1	Environment & Forest Department	SoPD	Validity Expired for Administrative Approval	FOC not raised against Amenities to Staff & Labour
2		CAMPA	Nil	
3		APFBC Phase-II	Nil	


*H. K. S.*  
22/11/22  
Divisional Engineer

**Physical Progress of Works under different Schemes/ Programmes/Projects across Departments- of Current Year**

S.No	Admin. Dept.	Name of Scheme	Number of Works sanctioned in the current Year	Progress of Current Year works / Services- Categorise number of works based on the stage of physical progress					
				100%	75-99%	50-74%	25-49%	1-25%	Not started
1	Environment & Forest Department	CAMPA	Nil	--	--	--	--	---	--
2		APFBC Phase-II	Nil	--	--	--	---	---	--

**Physical Progress of Works under different Schemes/ Programmes/Projects across Departments- of Previous Years**

S.No	Admin. Dept.	Name of Scheme	Total Number of Works pending as on the last date of previous Financial Year	Number of Years delayed for completion - as on the last date of last Financial Year-Categorise works based on the delay in completion.					Progress of Pending works of previous Years pending as on the last date of last Financial Year-Categorise works based on the stage of physical progress					
				Less than 1 Yr	>=1 to <3 Yrs	>=3 to <5 Yrs	>=5	Total	100%	75-99%	50-74%	25-49%	1-25%	Not started
1	Environment & Forest Department	CAMPA	0	1	0	0	0	1	0	0	0	0	1	0
2		APFBC Phase-II	1	1	0	0	0	0	0	0	1	0	0	0

  
 02.07.2024  
 Divisional Forest Officer  
 Aie Valley Division  
 Bongaigaon, Assam

## ANNEXURE D

**Physical progress report of works under different Schemes/Programmes/projects across  
Department of Previous year**

SL No.	Admin Dept	Name of scheme	Total number of works pending as on the last date of previous Financial year	Number of years delayed for completion -as on the last date of last Financial year-Categories works based on the delayed in completion					Progress of current year works/Service -Categorise number of works based on the stage of physical progress					
				Less than 1Yr	>=1 to 3Yrs	>=3 to 5 Yrs	>=5	Total	100%	75-99%	50-74%	25-49%	1-25%	Not Started
1	MDB	SOPD - ODS (Drain) 2019-20.	-	-	-	-	-	-	-	-	-	-	-	-
2	MDB	14th FC for the year 2019-20 during the year 2022-23							48					4

  
 5/9/21  
 Executive Officer  
 Abhayapuri Municipal Board  
 Abhayapuri

## ANNEXURE C

Physical progress of works under different Schemes/Programmes/projects across Departments of current year										
SL No.	Admin Dept	Name of scheme	Name of work	Number of works sanctioned in the current year	Progress of current year works/Service -Categorise number of works based on the stage of physical progress					
					100%	75-99%	50-74%	25-49%	1-25%	Not Started
1	UDD	14th FC	Construction of road from Abhayapuri -Borghola road to Guest House , Dharmapur Satra		100%					
2	UDD	14th FC	Construction of road from SH-(2) to house of Jeuti Pathak		100%					
3	UDD	14th FC	Reconstruction of road by ICBP from house of Nareswar Das to house of Uddab Das		100%					
4	UDD	14th FC	Detailed Estimate for construction of drain from Kali Mandir (Rice Market) to Market Road						25%	
5	UDD	14th FC	Construction of Surface Drain from Buri Aie Than to house of Nirajan Medhi		100%					
6	UDD	14th FC	Construction of road from Kali Mandir (Rice market) to Bazar Main road		100%					
7	UDD	14th FC	Construction of Slab over drain from Kali Mandir (Rice Market) to Market Road						25%	
8	UDD	14th FC	Converting flexible pavement into cement concrete pavement by ICBP from P.WD Road to house of Ajit Das Part-I		100%					
9	UDD	14th FC	Converting flexible pavement into cement concrete pavement by ICBP from P.WD Road to house of Ajit Das Part-II		100%					
10	UDD	14th FC	Converting flexible pavement into cement concrete pavement by ICBP from P.WD Road to house of Ajit Das Part-III		100%					



11	UDD	14th FC	Reconstruction of road from Tengnamari Sariali (Near house of Kasem Ali) to house of Muktar Hussain		100%					
12	UDD	14th FC	Construction of slab over drain and road at burial ground road		100%					
13	UDD	14th FC	Construction of culvert near Anganbadi centre Tengnamari		100%					
14	UDD	14th FC	Construction of Surface Drain from house of Askari Ullah to culvert near house of Haider Ali		100%					
15	UDD	14th FC	Reconstruction of road from house of Saraju Devi to Main Road (Part-2)		100%					
16	UDD	14th FC	Construction of Surface Drain from MG Road to house of Dabesh Das		100%					
17	UDD	14th FC	Reconstruction of road from Gautam Das to house of Ranjit Karmakar		100%					
18	UDD	14th FC	Reconstruction of road from Basantipara Road (Biju Kar) to MoraKujia Sobharani Choudhury (Morakujia)		100%					
19	UDD	14th FC	Reconstruction of road from house of Kamalesh Das to Umesh Sutradhar		100%					
20	UDD	14th FC	Reconstruction of road from house of Kanak Sarma to Babul Das		100%					
21	UDD	14th FC	Reconstruction of road from house of Dharmendra Das to Mahen Ray		100%					
22	UDD	14th FC	Construction of HP culvert near house of Ratul Ray						10%	
23	UDD	14th FC	Construction of road from Nabin Madhab Nath to house of Nandeswar Das		100%					
24	UDD	14th FC	Construction of culvert near house of Kanak Sarma		100%	-	-	-	-	-
25	UDD	14th FC	Construction of culvert near SDPO office		100%					

26	UDD	14th FC	Reconstruction of road from water tank AUWSSB (Sibpur) to house of Dilip Sutradhar	100%						
27	UDD	14th FC	Construction of road from Sibpur Road to house of Sankar Sarkar	100%						
28	UDD	14th FC	Construction of Hume pipe culvert near house of Anita Das (Sibpur)	100%						
29	UDD	14th FC	Construction of culvert near water tank, AUWSSB (Sibpur)	100%						
30	UDD	14th FC	Construction of HP culvert near house of Dulal Das (Sibpur)	100%						
31	UDD	14th FC	Construction of culvert near house of Alok Das (Sibpur)	100%						
32	UDD	14th FC	Construction of culvert near Sani Mandir (Shibpur)	100%						
33	UDD	14th FC	Construction of Road from house of Bapan Mandal to house of Uttam Ray	100%						
34	UDD	14th FC	Construction of Road from Sibpur L.P School to house of Jiban Mandal	100%						
35	UDD	14th FC	Construction of road from house of Sudhir Ray to Pintu Pathak						10%	
36	UDD	14th FC	Construction of culvert near house of Saurabh BorKalita	100%						
37	UDD	14th FC	Construction of road from house of Pintu Pathak to Pradip Mandal	100%						
38	UDD	14th FC	Construction of road from house of Manobendra Das to Monaj Kalita	100%						
39	UDD	14th FC	Construction of road from house of Bhupati Singha to Harekrishna Mandal	100%						
40	UDD	14th FC	Construction of road from house of Vidyapara Road to Sani Mandir(Part-II)	100%						
41	UDD	14th FC	Construction of culvert near house of Raghunath Das	100%						

42	UDD	14th FC	Construction of culvert near house of Manobendra Das	100%					
43	UDD	14th FC	Construction of road from house of Vidyapara Road to Sani Mandir (Part-I)	100%					
44	UDD	14th FC	Construction of culvert near house of Anil Bayan	100%					
45	UDD	14th FC	Construction of road from house of Rituraj Rabha to Dinesh Ray	100%					
46	UDD	14th FC	Detailed Estimate for reconstruction of Road from house of Naba Deka to Damodar Nath	100%					
47	UDD	14th FC	Construction of Hume Pipe culvert near house of Rituraj Rabha	100%					
48	UDD	14th FC	Construction of culvert near house of Biswajit Goswami	100%					
49	UDD	14th FC	Construction of culvert near house of Daibaki Baruah	100%					
50	UDD	14th FC	Construction of road by cement concrete from house of Sobahan Ali to Abdul Baten Choudhury	100%					
51	UDD	14th FC	Construction of road by ICBP from house of Rafiqul Islam to Nur Zalal Uddin	100%					
52	UDD	14th FC	Construction of road by ICBP from house of Muktar Hussain to Abu Sama	100%					

  
 5/11/24  
 Executive Officer  
 Abhayapuri Municipal Board  
 Abhayapuri



**Annexure-B**

**B. Schemes for which no funds are received by the District/ Council: For (Please visit <https://www.indiabudget.gov.in/index.php>- and concerned Ministry / Department website to know the list of Central schemes of current and previous years)**

S.No	Administrative Department	Scheme Name	Reasons	Remarks if any
1	-	-	-	-
2	-	-	-	-

*AD*  
*5/11/24*  
Executive Officer  
Abhayapuri Municipal Board  
*Pay*

Executive Officer  
Abhayapuri Municipal Board  
Abhayapuri



**Monthly status of Fund receipt and utilisation for the Month of June, 2024**

**A. For Schemes: Funds received.**  
**ULB: Abhayapuri Municipal Board**

Sl. No	Admin. Dept.	Name of Scheme (Implementation Agency)	PFMS Code & SLS Code	Category CS/CSS/State/EAP etc.	Opening Balance With CNA/ SNA/Others- as applicable. (April, 2023)		Opening Balance with the District /Council/ Others- as applicable.		Current Year Allocation to District*		Fund received in the current Year		Total funds available for Scheme	Funds utilised- till now Amount & (% in bracket)		Amount for which UCs are pending at the end of previous year	Utilisation Certificate submitted against total available funds for the current year	Amount for which UCs are pending as on date.		Remarks	
					Central Share	State Share	Central Share	State Share	Central Share	State Share	Central Share	State Share		Central Share	State Share			Central Share	State Share		of Previous Year
1	2	3	4	5	6	7	8	9	10	11	12	13	14	15	16	17	18	19	20	21	
1	D O H U A	15 <sup>th</sup> FC Untied 20-21 (2 <sup>nd</sup> Inst.)	AS174 - RLB XV FC Assam	CS	6753000.00	0.00	0.00	0.00	0.00	0.00	0.00	0.00	517800.00	6235200.00	0.00	UC not submitted	Not submitted	0.00	6753000.00	All the 14th and 15th FC (Tied/ Untied) Grand has credited in one single account as well as Opening Balance amount has taken on the based on fund wise expenditure.	
2		15 <sup>th</sup> FC Tied 21-22 (1 <sup>st</sup> Inst.)		CS	10200000.00	0.00	0.00	0.00	0.00	0.00	0.00	0.00	0.00	5424961.00	4775039.00	0.00	UC not submitted	Not submitted	0.00		10200000.00
3		15 <sup>th</sup> FC Tied 21-22 (2nd Inst.)		CS	10200000.00	0.00	0.00	0.00	0.00	0.00	0.00	0.00	0.00	8025000.00	2175000.00	0.00	UC not submitted	Not submitted	0.00		10200000.00
4		15 <sup>th</sup> FC Untied 21-22 (1st Inst.)		CS	6173000.00	0.00	0.00	0.00	0.00	0.00	0.00	0.00	0.00	6173000.00	0.00	0.00	UC not submitted	Not submitted	0.00		6173000.00
5		15 <sup>th</sup> FC Untied 21-22 (2nd Inst.)		CS	6173000.00	0.00	0.00	0.00	0.00	0.00	0.00	0.00	0.00	6173000.00	0.00	0.00	UC not submitted	Not submitted	0.00		6173000.00
6		15 <sup>th</sup> FC Tied 21-22 (1 <sup>st</sup> Inst.)		CS	9218000.00	0.00	0.00	0.00	0.00	0.00	0.00	0.00	0.00	9218000.00	0.00	0.00	UC not submitted	Not submitted	0.00		9218000.00
7		15th FC (2nd Inst.)		CS	9218000.00	0.00	0.00	0.00	0.00	0.00	0.00	0.00	0.00	9218000.00	0.00	0.00	UC not submitted	Not submitted	0.00		9218000.00
8		15th FC (1st Inst. Untied fund for the year 2022-23)		CS	6366000.00	0.00	0.00	0.00	0.00	0.00	0.00	0.00	0.00	6319000.00	47000.00	0.00	UC not submitted	Not submitted	0.00		6366000.00
9		14 <sup>th</sup> FC GBG 2019 20		AS72 - AS-GRANT FOR LOCAL BODIES(URB)	CS	18270000.00	0.00	0.00	0.00	0.00	0.00	0.00	0.00	7764108.00	10505892.00	0.00	UC not submitted	Not submitted	0.00		18270000.00
10		15th FC 1st Inst. (Tied 2022-23)			CS	9549000.00	0.00	0.00	0.00	0.00	0.00	0.00	0.00	9549000.00	0.00	0.00	UC not submitted	Not submitted	0.00		9549000.00

11	D O H U A	15 <sup>th</sup> FC 2nd inst (Untied 2022-23)	ASI74 - RLB XV FC Assam	CS	6366000.00	0.00	0.00	0.00	0.00	0.00	0.00	0.00	6366000.00	0.00	0.00	UC not submitted	Not submitted	0.00	6366000.00	
12		15 <sup>th</sup> FC 2nd inst (Tied 2022-23)		CS	9549000.00	0.00	0.00	0.00	0.00	0.00	0.00	0.00	0.00	9549000.00	0.00	0.00	UC not submitted	Not submitted	0.00	9549000.00
13		15th FC (1st Inst. Untied fund for the year 2023-24		CS	5885000.00	0.00	0.00	0.00	0.00	0.00	0.00	0.00	0.00	5885000.00	0.00	0.00	UC not submitted	Not submitted	0.00	5885000.00
14		15th FC (1st Inst. Untied fund for the year 2023-24		CS	239000.00	0.00	0.00	0.00	0.00	0.00	0.00	0.00	0.00	239000.00	0.00	0.00	UC not submitted	Not submitted	0.00	239000.00

\* = will be provided by the HOD / Concerned Agency. PFMS: Public Finance Management System; SLS: State Linked Scheme-State Code.



  
 5/9/23  
 Executive Officer  
 Abhayapuri Municipal Board  
 Abhayapuri

A. FOR SCHEMES: FUNDS RECEIVED.

MONTHLY STATUS OF FUND RECEIPT AND UTILIZATION FOR THE MONTH OF JUNE, 2024

Annexure - A


S/NO	ADMIN DEPT.	NAME OF SCHEME (with complete notation Agency)	FMS Code & SLS Code	Category (S/CSS/S) tone/ EAP etc.	Opening Balance with CAN/SHA/Others as applicable		Opening Balance with the District/ Council/Others as applicable		Central Share Allocation to District		Fund Received in the current Year		Total funds available for scheme	Funds utilized till now Amount & (SLS bracket)		Amount for which ICS are pending at the end of previous year	Utilization Certificate submitted against total available funds for the current year	Amount for which ICS are pending as on date	Remarks	
					Central Share	State Share	Central Share	State Share	Central Share	State Share	Central Share	State Share		Central Share	State Share					
		OFFICE OF THE ASST REGISTRAR OF COOP SOCIETIES, NORTH SAHARSA, BHAYAPURI	NIL	NIL	NIL	NIL	NIL	NIL	NIL	NIL	NIL	NIL	NIL	NIL	NIL	NIL	NIL	NIL	NIL	NIL

  
 Asst. Registrar of Coop Societies  
 North Saharsa, Bhayapuri  


Schemes for which no funds are received by the district/ Council: For

Annexure B

SL NO	ADMINISTRATIVE DEPARTMENT	SCHEME NAME	REASONS	REMARKS IF ANY
1	OFFICE OF THE ASSTT. REGISTRAR OF COOP. SOCIETIES, NORTH SALMARA, ABHAYAPURI	NIL	NIL	NIL


  
Asstt. Registrar of Coop. Societies  
North Salmara, Abhayapuri



Annexure- C


Physical Progress of Works under different Schemes/ Programmes/Projects across Departments- of Current Year

Sl.No	Admin. Dept.	Name of Scheme	Number of Works sanctioned in the current Year	Progress of Current Year works / Services- Categorise number of works based on the state of physical progress					
				100%	75-99%	50-74%	25-49%	1-25%	Not started
1	OFFICE OF THE ASSTT. REGISTRAR OF COOP. SOCIETIES, NORTH SALMARA, ABHAYAPURI	NIL	NIL	NIL	NIL	NIL	NIL	NIL	NIL

  
 Asstt. Registrar of Coop. Societies  
 North Salmara, Abhayapuri  
 17/7

Physical Progress of Works under different Schemes/ Programmes/ Projects across Departments-of Previous Years

SI NO	ADMIN DEPT	NAME OF SCHEME	TOTAL NO OF WORKS PENDING	NUMBER OF YEARS DELAYED FOR COMPLETION- as on the last date of last Financial Year- Categorise works based on the delay in completion					PROGRESS OF PENDING WORKS OF PREVIOUS YEARS pending as on the last Financial Year- Categorise works based on the stage of physical progress					
				Less than 1 Yr	>=1 to <3	>=3 to <5	>=5	total	100%	75-99%	50-74%	25-49%	1-25%	Not started
1	OFFICE OF THE ASSTT. REGISTRAR OF COOP: SOCIETIES, NORTH SALMARA, ABHAYAPURI	NIL	NIL	NIL	NIL	NIL	NIL	NIL	NIL	NIL	NIL	NIL	NIL	NIL

  
Asstt. Registrar of Coop: Societies  
North Salmara, Abhayapuri



## Annexure-A

Monthly status of Fund Receipt and utilisation for the month of June, 2024

A. For the Schemes: Funds received

S. No.	Admin. Dept.	Name Of scheme (+ Implementation agency)	PFMS Code & Sls Code	Category CS/ CSS/ State/ EAP etc.	Opening Balance with CNA/ SNA/ Others- as applicable		Opening Balance with the district/ council/ others as applicable		Current Year Allocation to district		Fund Received in the current Year		Total funds available for scheme	Funds utilised till now Amount & (% in Bracket)		Amount for which Ucs are pending at the end of previous year	Utilisation certificate Submitted against total available funds for the current year	Amount for which Ucs are pending as on date		Remarks
					Central Share	State Share	Central Share	State Share	Central Share	State Share	Central Share	State Share		Central Share	State Share			Of previous year	of current year	
1	2	3	4	5	6	7	8	9	10	11	12	13	14	15	16	17	18	19	20	21
1	Dairy Development Officer, Bongaigaon	Input Subsidy for Dairy Farmers (5 Rupees gap Support)	..	SOPD	..	..	..	..	..	..	..	..	25 Cr.	..	..	..	..	..	..	Fund will be DBT to Farmers account from Headquarter

\* = will be provided by the HOD / Concerned Agency PFMS: Public Finance Management ; SLS: State Link Scheme -State code.

## Annexure-B

B. Schemes for which no funds are received by the District/Council: For (Please visit-<https://www.indiabudget.gov.in/index.php>- and concerned Ministry/Department website to know the list of Central Schemes of current and previous year.)

Sl No.	Administrative Department	Scheme Name	Reasons	Remarks if any
1	Dairy Development Officer, Bongaigaon	NA	NA	

Dairy Development Officer  
Bongaigaon



## Annexure-C

## Physical Progress of Works under different Schemes / Programmes / Projects across Departments -of current year

Sl No	Admin. Dept.	Name of Scheme	Number of Works Sanctioned in the Current Year	Progress of Current Year Works/Services- Categorise Number of Works based on the stage of Physical Progress					
				100%	75-99%	50-74%	25-49%	1-25%	Not started
1	Dairy Development Officer, Bongaigaon	Input Subsidy for Dairy Farmers (5 Rupees gap Support)	....	..	..	..	..	..	..

Dairy Development Officer  
Bongaigaon



## Physical Progress of Works under different Schemes / Programmes / Projects across Departments -of Previous year

Sl. No.	Admin. Dept.	Name of Scheme	Total number of Works pending as on the last date of Previous Financial Year	Number of Years delayed for completion-as on the last date of last financial Year-Categorise works based on the delay in completion.					Progress of Pending works of Previous Years- pending as on the last date of last Financial Year-Categorise works based on the stage of physical progress						
				Less than 1 Year	>=1 to <3 yrs	>=3 to <5 yrs	>=5	Total	100%	75-99%	50-74%	25-49%	1-25%	NOT STARTED	
1	Dairy Development Officer, Bongaigaon	NIL	NA	NA	NA	NA	NA	NA	NA	NA	NA	NA	NA	NA	NA

Dairy Development Officer  
Bongaigaon

Monthly status of Fund Receipt and utilisation for the month of June Year 2024

## A. For the Schemes: Funds received

S. No.	Admin. Dept.	Name Of scheme (+ Implementation agency)	PFMS Code & Sls Code	Category CS/ CSS/ State/ EAP etc.	Opening Balance with CNA/ SNA/ Others- as applicable		Opening Balance with the district/ council/ others as applicable		Current Year Allocation to district		Fund Received in the current Year		Total funds available for scheme	Funds utilised till now Amount & (% in Bracket)		Amount for which Ucs are pending at the end of previous year	Utilisation certificate Submitted against total available funds for the current year	Amount for which Ucs are pending as on date		Remarks
					Central Share	State Share	Central Share	State Share	Central Share	State Share	Central Share	State Share		Central Share	State Share			Of previous year	of current year	
1	2	3	4	5	6	7	8	9	10	11	12	13	14	15	16	17	18	19	20	21
1	DDES		HO																	
2	Bongaigaon		Scheme				NIL						NIL						NIL	
3																				
4																				
5																				

\*= will be provided by the HOD / Concerned Agency PFMS: Public Finance Management ; SLS: State Link Scheme -State code.

B. Schemes for which no funds are received by the District/Council: For (Please visit <https://www.indiabudget.gov.in/index.php> and concerned Ministry/Department website to know the list of Central Schemes of current and previous year.)

Sl No.	Administrative Department	Scheme Name	Reasons	Remarks if any
1	DDES Bongaigaon	HO Scheme		

03/7/24  
Deputy Director  
Economics & Statistics  
Bongaigaon



## Annexure-C

Physical Progress of Works under different Schemes / Programmes / Projects across Departments - of current year

Sl No	Admin. Dept.	Name of Scheme	Number of Works Sanctioned in the Current Year	Progress of Current Year Works/Services- Categorise Number of Works based on the stage of Physical Progress						
				100%	75-99%	50-74%	25-49%	1-25%	Not started	
1.	DDES Bongaigaon	NO Scheme	NIL	-	-	-	NL	-	-	-

## Annexure-D

Physical Progress of Works under different Schemes / Programmes / Projects across Departments -of Previous year

Sl. No.	Admin. Dept.	Name of Scheme	Total number of Works pending as on the last date of Previous Financial Year	Number of Years delayed for completion-as on the					Progress of Pending works of Previous Years- pending as on the						
				Less than 1 Year	>=1 to <3 yrs	>=3 to <5 yrs	>=5	Total	100%	75-99%	50-74%	25-49%	1-25%	NOT STARTED	
1.	DDES Bongaigaon														
		NO Schemes	-	NL	-	-	-	NIL	-	-	-	-	-	-	-

Deputy Director of Economics &amp; Statistics,

Bongaigaon

Deputy Director  
Economics & Statistics  
Bongaigaon

Monthly status of Fund receipt and utilisation for the month of July, 2024

Annexure A

A. For scheme: Funds received

Sl No.	Admin Dept	Name of Scheme (-Implementation Agency)	PFMS codes SLS code	Category CS/CSS/State/ EAP etc	Opening Balance with CAN/SNA/ other-as applicable		Opening Balance with the District/Council/ Others-as applicable		Current Year Allocation to District		Fund received in the current Year		Total funds available for scheme	Funds utilised till now Amount & (% in bracket)		Amount for which Ucs are pending at the end of previous year	Utilisation Certificate submitted against total available funds for the current year	Amount for which Ucs as pending as on date		Remarks
					Central Share	State share	Central Share	State share	Central Share	State Share	Central share	State share		Central Share	State Share			Of Previous Year	Of Current Year	
1	2	3	4	5	6	7	8	9	10	11	12	13	14	15	16	17	18	19	20	21
1	Industries Commerce & Public Enterprise	NIL	NA	NA	NA	NA	NA	NA	NA	NA	NA	NA	NA	NA	NA	NA	NA	NA	NA	

  
 General Manager  
 District Industries & Commerce Centre  
 Bongaigaon

## Annexure B

B. Schemes for which no funds are received by the District/Council : For (Please visit <https://www.indabudget.govt.in/index.php> and concerned Ministry / Department

Sl No..	Administrative Department	Scheme Name	Reasons	Remarks if any
1	Industries commerce & Public Enterprise	NIL	NA	NA

  
for General Manager  
District Industries & Commerce Centre  
Bongaigaon

Physical Progress of Works under different Schemes/ Programmes/Projects across departments -of 2024-25 Year

Admin Dept.	Name of the Scheme	Number Of Works sanctioned in the current Year	Progress of Current Year Works/Service- Catagories number of works based on the stage of physical progress					
			100%	75-99%	50-74%	25-49%	1-25%	Not Started
Industries Commerce & Public Enterprise Dept.	PMEGP	18	NA	NA	NA	30		
	PMFME	2	NA	NA	NA	NA	1	

  
 for General Manager  
 District Industries & Commerce  
 Bongaigaon

## Annexure D

## Physical Progress of Works under different Schemes/ Programmes/Projects across departments -of Previous Year

Sl. No.	Admin Dept.	Name of the Scheme	Total Number of Workes	in - as on the last date of last Financial Year- Catgorise					Progress of Pending works of Previous Years					Pending as on the last
				Less than 1 Yr	>=1 to <3 Yr	>=3 to <5 Yr	>=5	Total	100%	75-99%	50-74%	25-49%	1-25%	
1	Industries Commerce & Public Enterprise Dept.	NIL	NA	NA	NA	NA	NA	NA	NA	NA	NA	NA	NA	NA

  
 General Manager  
 District Industries & Commerce Centre  
 Bongaigaon

## Sector wise Administration Departments

Social Sector	1. Cultural Affairs
	2. Education - Higher
	3. Education- School Education: Elementary & Secondary
	4. Food, Civil Supplies and Consumer Affairs
	5. Health & Family Welfare
	6. Hill Areas
	7. Indigenous & Tribal Faith and Culture Department
	8. Labour Welfare
	9. Medical Education & Research
	10. Social Justice & Empowerment
	11. Sports and Youth Welfare
	12. Tea tribes Welfare
	13. Tribal Affairs (Plains)
	14. Welfare of Bodoland
	15. Welfare of Minorities & Development
	16. Women & Child Development
Economic Development	17. Agriculture
	18. Animal Husbandry and Veterinary
	19. Cooperation
	20. Fishery
	21. Handloom, textiles & Sericulture
	22. Industries and Commerce & Public Enterprise
	23. Panchayat & Rural Development
	24. Revenue and disaster management
	25. Science & Technology & climate change
	26. Skill, Employment and Entrepreneurship
	27. Soil Conservation
	28. Horticulture and Food Processing Department
Finance Planning	29. Finance
	30. Transformation and development
Management & Facilitation	31. Act East Policy Affair
Reforms, governance Facilitation & Regulation	32. Administrative Reforms, Training, pension & Public Grievances
	33. Election
	34. Environment and Forest
	35. Excise
	36. General Administration
	37. Home & Passports
	38. Political
	39. Implementation of Assam accord
	40. Information & public relation & Printing & Stationary
	41. Judicial
	42. Legislative
	43. Mines & Minerals
	44. Parliamentary Affairs
	45. Personal
	Infrastructure
47. Housing and Urban Affairs	
48. Information Technology	
49. Irrigation	
50. Water resources	
51. Power	
52. Public Health Engineering	
53. PWD ROADS	
54. Public Works NH & Building	
55. Transport	
56. Tourism	









Annexure-A

Monthly status of Fund Receipt and utilisation for the month of June, 2024

A. For the Schemes: Funds received

S.No.	Admin. Dept.	Name of Scheme (+Implementation Agency)	PFMS Code & SLS Code	Category C/S/CSS/State/EA Pct.	Opening Balance with CNA /SNA/ Others- as applicable		Opening Balance with the district/council/other as applicable		Current Year Allocation to district		Fund Received in the current Year		Total funds available for scheme	Funds utilised till now Amount & (% in Bracket)		Amount for which Ucs are pending at the end of previous year	Utilisation certificate submitted against total available funds for the current year	Amount for which Ucs are pending as on date		Remarks
					Central Share	State Share	Central Share	State Share	Central Share	State Share	Central Share	State Share		Central Share	State Share			Of previous year	of current year	
1	2	3	4	5	6	7	8	9	10	11	12	13	14	15	16	17	18	19	20	21
1	Education	Nil)	..	Nil	..	..	..	..	..	..	..	..	Nil	..	..	..	..	..	..	Nil

\*=will be provided by the HOD /Concerned Agency PFMS: Public Finance Management; SLS: State Link Scheme -State code.

Annexure-B

B. Schemes for which no funds are received by the District/Council: For (Please visit -<https://www.indiabudget.gov.in/index.php> -and concerned Ministry/Department website to know the list of Central Schemes of current and previous year.)

S.No.	Administrative Department	Scheme Name	Reasons	Remarks if any
1	Education	NA	NA	

Inspector of School, Bongaigaon

PhysicalProgressofWorksunderdifferentSchemes/Programmes/ProjectsacrossDepartments-ofcurrentyear

SINo	Admin.Dept.	NameofScheme	Number of WorksSanctionedintheCu rrentYear	Progress of Current Year Works/Services- Categorise Number ofWorks based on the stage of Physical Progress						
				100%	75-99%	50-74%	25-49%	1-25%	Notstarted	
1	Education	NA	....	..	..	..	..	..	..	

Inspector of School, Bongaigaon

## Physical Progress of Works under different Schemes/Programmes/Projects across Departments-of Previous year

Sl.No.	Admin.Dept.	Name of Scheme	Total number of Works pending as on the last date of Previous Financial Year	Number of Years delayed for completion-as on the last date of last financial Year-Categorise works based on the delay in completion.					Progress of Pending works of Previous Years- pending as on the last date of last Financial Year-Categorise works based on the stage of physical progress						
				Less than 1 Year	>=1 to <3 yrs	>=3 to <5 yrs	>=5	Total	100%	75-99%	50-74%	25-49%	1-25%	NOT STARTED	
1	Education	NIL	NA	NA	NA	NA	NA	NA	NA	NA	NA	NA	NA	NA	NA

Inspector of School, Bongaigaon

Annexure-A

Monthly status of Fund Receipt and utilisation for the month of June, 2024

A. For the Schemes: Funds received

S.No.	Admin. Dept.	Name of Scheme (+Implementation Agency)	PFMS Code & SLS Code	Category C/S/CSS/State/EA Pct.	Opening Balance with CNA /SNA/ Others - as applicable		Opening Balance with the district/council/other as applicable		Current Year Allocation to district		Fund Received in the current Year		Total funds available for scheme	Funds utilised till now Amount & (% in Bracket)		Amount for which Ucs are pending at the end of previous year	Utilisation certificate submitted against total available funds for the current year	Amount for which Ucs are pending as on date		Remarks
					Central Share	State Share	Central Share	State Share	Central Share	State Share	Central Share	State Share		Central Share	State Share			Of previous year	of current year	
1	2	3	4	5	6	7	8	9	10	11	12	13	14	15	16	17	18	19	20	21
1	Excise	Nil)	..	Nil	..	..	..	..	..	..	..	..	Nil	..	..	..	..	..	..	Nil

\*=will be provided by the HOD /Concerned Agency PFMS: Public Finance Management; SLS: State Link Scheme -State code.

Annexure-B

B. Schemes for which no funds are received by the District/Council: For (Please visit -<https://www.indiabudget.gov.in/index.php> -and concerned Ministry/Department website to know the list of Central Schemes of current and previous year.)

S.No.	Administrative Department	Scheme Name	Reasons	Remarks if any
1	Excise	NA	NA	

Superintendent of Excise, Bongaigaon

PhysicalProgressofWorksunderdifferentSchemes/Programmes/ProjectsacrossDepartments-ofcurrentyear

SINo	Admin.Dept.	NameofScheme	Number of WorksSanctionedintheCu rrentYear	Progress of Current Year Works/Services- Categorise Number ofWorks based on the stage of Physical Progress						
				100%	75-99%	50-74%	25-49%	1-25%	Notstarted	
1	Excise	NA	....	..	..	..	..	..	..	

Superintendent of Excise, Bongaigaon



## Physical Progress of Works under different Schemes/Programmes/Projects across Departments-of Previous year

Sl.No.	Admin.Dept.	Name of Scheme	Total number of Works pending as on the last date of Previous Financial Year	Number of Years delayed for completion-as on the last date of last financial Year-Categorise works based on the delay in completion.					Progress of Pending works of Previous Years- pending as on the last date of last Financial Year-Categorise works based on the stage of physical progress						
				Less than 1 Year	>=1to<3 yrs	>=3to<5 yrs	>=5	Total	100%	75-99%	50-74%	25-49%	1-25%	NOT STARTED	
1	Excise	NIL	NA	NA	NA	NA	NA	NA	NA	NA	NA	NA	NA	NA	NA

Superintendent of Excise  
Bongaigoan

**MONTHLY STATUS OF FUND RECEIPT AND UTILISATION FOR THE MONTH OF JUNE YEAR 2024.**

Annexure-A

A. For Schemes: Funds received.

S.No	Admin. Dept.	Name of Scheme (+Implementation Agency)	PFMS Code & SLS Code	Category CS/CSS/ State/ EAP etc.	Opening Balance With CNA /SNA/Others- as applicable.		Opening Balance with the District/Council/ Others-- as applicable.		Current Year Allocation to District*		Fund received in the current Year		Total funds available for Scheme	Funds utilised- till now Amount & (% in bracket)		Amount for which UCs are pending at the end of previous year	Utilisation Certificate submitted against total available funds for the current year	Amount for which UCs are pending as on date.		Remarks
					Central Share	State Share	Central Share	State Share	Central Share	State Share	Central Share	State Share		Central Share	State Share			Of Previous Year	Of Current Year	
1	2	3	4	5	6	7	8	9	10	11	12	13	14	15	16	17	18	19	20	21
1	Fishery Department	Pradhan mantrir matshya sampoda yojana	AS-178	CSS	623.79135	74.56015	623.79135	74.56015	421.3182	49.4798	271.29615	32.63735	114.6995	521.1618 (84%)	62.4902 (84%)	Nil	Nil	Nil	Nil	

District Fishery Dev. Officer  
Bongaigaon

Annexure-B

B. Schemes for which no funds are received by the District/ Council: For (Please visit <https://www.indiabudget.gov.in/index.php>- and concerned Ministry / Department website to know the list of Central schemes of current and previous years)

S.No	Administrative Department	Scheme Name	Reasons	Remarks if any
1	Fishery Departmentt	Nil	Nil	Nil

District Fishery Dev. Officer  
Bongaigaon

## Physical Progress of Works under different Schemes/ Programmes/Projects across Departments- of Current Year

S.No	Admin. Dept.	Name of Scheme	Number of Works sanctioned in the current Year	Progress of Current Year works / Services- Categorise number of works based on the stage of physical progress					
				100%	75-99%	50-74%	25-49%	1-25%	Not started
<b>A</b>	Fishery Department	<b>PMMSY, 2022-23</b>							
1		Fin Fish Hatchery	2 nos.	1		1			
2		New Rearing pond	46 nos./ 8.00 ha	46 nos./ 8.00 ha					
3		New pond construction	38 nos./ 11.00 ha	38 nos./ 11.00 ha					
4		Inputs for fish farming	38 nos./ 11.00 ha						38 nos./ 11.00 ha
5		Inputs for IFS under NEH	21 nos./ 6.50 ha						21 nos./ 6.50 ha
6		FL stocking in wetlands	5 nos./ 90.00 ha						5 nos./ 90.00 ha
7		Backyard ornamental unit	4 nos.	4 no.					
8		Pen culture	2 nos./ 2.00 ha	2 no./ 2.00 ha					
9		Mini Feed mill (2ton/day)	1 nos.			1 no.			
10		Large Feed mill (20ton/day)	1 nos.			1 no.			
11		Boat & Net (Replacement)	2 nos.	2 nos.					
12	Livelihood support to fishers	500 nos.	407 nos.					93 nos.	
<b>B</b>		<b>APART, 2022-23</b>							
1		Polyculture Demonstration	14 nos./ 5.00 ha	14 nos./ 5.00 ha					
2		Beel Fishery	1 no./ 10.00 ha						1 no./ 10.00 ha
<b>C</b>		<b>APART, 2023-24</b>							
1		Polyculture Demonstration	15 nos./ 5.00 ha			15 nos./ 5.00 ha			
<b>D</b>		<b>PMMSY, 2023-24</b>							
1		Fin Fish Hatchery	1 no.			1 no.			
2		New Rearing pond	42 nos./ 8.00 ha	27 nos./ 5.05 ha					15 nos./ 2.95 ha
3		New pond construction	43 nos./ 11.00 ha	30 nos./ 7.75 ha					13 nos./ 3.25 ha
4		Inputs for fish farming	43 nos./ 11.00 ha						43 nos./ 11.00 ha
5		FL stocking in wetlands	2 nos./ 30.00 ha						2 nos./ 30.00 ha
6		Pen culture	4 nos./ 4.00 ha	4 no./ 4.00					
7		Three wheeler with ice box	3 nos.						3 nos.
8		Mini Feed mill (2ton/day)	1 nos.				1 no.		
9		Livelihood support to fishers	300 nos.						300 nos.

District Fishery Dev. Officer  
Bongaigaon

## Physical Progress of Works under different Schemes/ Programmes/Projects across Departments- of Previous Years

S.No	Admin. Dept.	Name of Scheme	Total Number of Works pending as on the last date of previous Financial Year	Number of Years delayed for completion - as on the last date of last Financial Year-Categorise works based on the delay in completion.					Progress of Pending works of previous Years pending as on the last date of last Financial Year-Categorise works based on						
				Less than 1 Yr	>=1 to <3 Yrs	>=3 to <5Yrs	>=5	Total	100%	75-99%	50-74%	25-49%	1-25%	Not started	
A	Fishery Department														
1		Nil	Nil	Nil	Nil	Nil	Nil	Nil	Nil	Nil	Nil	Nil	Nil	Nil	Nil

District Fishery Dev. Officer  
Bongaigaon


**Monthly status of Fund receipt and utilisation for the Month of June, Year 2024**

For Schemes: Funds received.

Annexure-A

S.L.No.	Admin. Dept.	Name of Scheme (+Implementation Agency)	PFMS Code & SLS Code	Category CS/CSS/State/EAP etc.	Opening Balance With CNA/SNA/Other - as applicable		Opening Balance with the District/Council/ Others - as applicable		Current Year Allocation to District*		Fund received in the current Year		Total funds available for Scheme	Funds utilised till now Amount & (% in bracket)		Amount for which UCs are pending at the end of previous year	Utilisation Certificate submitted against total available funds for the current year	Amount for which UCs are pending as on date		Remarks
					Central Share	State Share	Central Share	State Share	Central Share	State Share	Central Share	State Share		Central Share	State Share			Of Previous Year	Of Current Year	
1	2	3	4	5	6	7	8	9	10	11	12	13	14	15	16	17	18	19	20	21
1		Swanirbhar Naari Implemented by Directorate of Handloom & Textiles	Nil	---	---	---	---	---	---	---	---	---	---	---	---	---	---	---	---	2 <sup>nd</sup> phase (Part-II) procurement of H/L items completed on 19/02/2024. Procured- 11317 Pcs. Sale of the Handloom items is in process.
2	Handloom & Textiles	Chaparakata - Popraigon Cluster	---	---	---	---	---	---	---	---	---	---	66.0365 lakhs with Directorate, H&T, Assam (1 <sup>st</sup> Instalment)	---	---	---	---	---	1.20 Lakhs had been sanctioned for the construction of individual work shed for 17 nos. weavers of which Rs. 60000/- has been deposited in their bank A/c. Construction work is in process.	
3		Weavers Mudra Loan 2022-23	---	---	---	---	---	---	---	---	---	---	Bank Loan	---	---	---	---	---	A minimum target of 30 Nos. of MUDRA LOAN for the weavers of the District has been given by the Directorate of H&T, Guwahati for the Financial year 2024-25 & work is in progress.	

\*- Will be provided by the HOD / Concerned Agency. PFMS: Public Finance Management Systems; SLS: State Linked Scheme- State Code

  
 Aswainya  
 Superintendent  
 Handloom & Textiles  
 North Salmara, Abhayapuri

**Annexure-B**

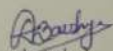
**A. Schemes for which no funds are received by the District/Council:**

Sl No	Administrative Department	Scheme Name	Reasons	Remarks if any
1	Handloom & Textiles	SWANIRBHAR NAARI Scheme		2 <sup>nd</sup> phase (Part- II) procurement of H/L items completed on 19/02/2024. Procured- 11317 Pcs. Sale of the Handloom items is in process.
2		Chaparakata – Popragaon Cluster		1.20 Lakhs had been sanctioned for the construction of individual work shed for 17 nos. weavers of which Rs. 60000/- has been deposited in their bank A/c. Construction work is in process.
3		Weavers Mudra Loan 2024 - 2025		A minimum target of 30 Nos. of MUDRA LOAN for the weavers of the District has been given by the Directorate of H&T, Guwahati for the Financial year 2024-25 & work is in progress.

**Annexure-C**

**Physical Progress of Works under different Schemes/Programmes/Projects across Departments- of Current Year**

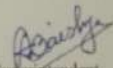
Sl. No	Admin. Dept.	Name of Scheme	Number of Works sanctioned in the current Year	Progress of Current Year works/Services- Categorise number of works based on the stage of Physical progress						Remarks	
				100%	75-99%	50-74%	25-49%	1-25%	Not started		
1	2	3	4	5	6	7	8	9	10	11	
1	Handloom & Textiles	SWANIRBHAR NAARI Scheme									2 <sup>nd</sup> phase (Part- II) procurement of H/L items completed on 19/02/2024. Procured- 11317 Pcs. Sale of the Handloom items is in process.
2		Chaparakata - Popragaon Cluster									1.20 Lakhs had been sanctioned for the construction of individual work shed for 17 nos. weavers of which Rs. 60000/- has been deposited in their bank A/c. Construction work is in process.
3		Weavers Mudra Loan 2024 - 2025									A minimum target of 30 Nos. of MUDRA LOAN for the weavers of the District has been given by the Directorate of H&T, Guwahati for the Financial year 2024-25 & work is in progress.

  
 Superintendent  
 Handloom & Textiles  
 North Salmara, Abhayapuri

**Physical Progress of Works under different Schemes/Programmes/Projects across Departments- of Previous Years**

**Annexure-D**

Sl. No	Admin. Dept.	Name of Scheme	Total Number of Works pending as on the last date of previous Financial Year	Number of Years delayed for completion - as on the last date of last Financial Year-Categorise works based on the delay in completion.					Progress of Pending works of previous Years pending as on the last date of last Financial Year-Categorise works based on the stage of physical progress						
				Less than 1 Yr	>=1 to <3 Yrs	>=3 to <5 Yrs	>=5	Total	100%	75-99%	50-74%	25-49%	1-25%	Not started	
1	Handloom & Textiles	Swanirbhar Naari													
2		Popragan-Chaparakata Cluster													
3		Weavers Mudra Loan													

  
 Superintendent  
 Handloom & Textiles  
 North Salmara, Abhayapuri



Annexure-A

Monthly status of Fund Receipt and utilisation for the month of June, 2024

A. For the Schemes: Funds received

S.No.	Admin. Dept.	Name of Scheme (+Implementation agency)	PFMS Code & SLS Code	Category C/S/CSS/State/EA Pct.	Opening Balance with CNA /SNA/ Others - as applicable		Opening Balance with the district/council/other as applicable		Current Year Allocation to district		Fund Received in the current Year		Total funds available for scheme	Funds utilised till now Amount & (% in Bracket)		Amount for which Ucs are pending at the end of previous year	Utilisation certificate submitted against total available funds for the current year	Amount for which Ucs are pending as on date		Remarks
					Central Share	State Share	Central Share	State Share	Central Share	State Share	Central Share	State Share		Central Share	State Share			Of previous year	of current year	
1	2	3	4	5	6	7	8	9	10	11	12	13	14	15	16	17	18	19	20	21
1	Housing & Urban Affairs	Nil)	..	Nil	..	..	..	..	..	..	..	..	Nil	..	..	..	..	..	..	Nil

\*=will be provided by the HOD /Concerned Agency PFMS: Public Finance Management; SLS: State Link Scheme -State code.

Annexure-B

B. Schemes for which no funds are received by the District/Council: For (Please visit -<https://www.indiabudget.gov.in/index.php> -and concerned Ministry/Department website to know the list of Central Schemes of current and previous year.)

S.No.	Administrative Department	Scheme Name	Reasons	Remarks if any
1	Housing & Urban Affairs	NA	NA	

Asst Director of Housing & Urban Affairs Dept, Bongaigaon

PhysicalProgressofWorksunderdifferentSchemes/Programmes/ProjectsacrossDepartments-ofcurrentyear

SINo	Admin.Dept.	NameofScheme	Number of WorksSanctionedintheCu rrentYear	Progress of Current Year Works/Services- Categorise Number ofWorks based on the stage of Physical Progress						
				100%	75-99%	50-74%	25-49%	1-25%	Notstarted	
1	Housing & Urban Affairs	NA	....	..	..	..	..	..	..	

Asst Director of Housing & Urban Affairs Dept, Bongaigaon

## Physical Progress of Works under different Schemes/Programmes/Projects across Departments-of Previous year

Sl.No.	Admin.Dept.	Name of Scheme	Total number of Works pending as on the last date of Previous Financial Year	Number of Years delayed for completion-as on the last date of last financial Year-Categorise works based on the delay in completion.					Progress of Pending works of Previous Years- pending as on the last date of last Financial Year-Categorise works based on the stage of physical progress						
				Less than 1 Year	>=1to<3 yrs	>=3to<5 yrs	>=5	Total	100%	75-99%	50-74%	25-49%	1-25%	NOT STARTED	
1	Housing & Urban Affairs	NIL	NA	NA	NA	NA	NA	NA	NA	NA	NA	NA	NA	NA	NA

Asst Director of Housing &amp; Urban Affairs Dept, Bongaigaon

**Monthly status of fund receipt and utilisation for the Month of June /Year 2024**

Annexure- A

A. For Schemes: Fund received.

Sl. No	Admin Dept.	Name of scheme (+Implementation agency)	PFMS Code & SLS Code	Category CS/CSS/State/EAP etc.	Opening Balance With CNA/SNA/Others-as applicable		Opening Balance with the district/Co uncil/Others-- as applicable.		Current Year Allocation to District*		Fund received in the current Year		Total funds available for scheme	Fund utilised till now Amount & (% in bracket)		Amount for which Ucs are pending at the end of previous year	Utilisation Certificate submitted against total available funds for the current year	Amount for which Ucs are pending as on date.		Remarks
					Central Share	State Share	Central Share	State Share	Central Share	State Share	Central Share	State Share		Central Share	State Share			Of Previous Year	Of Current Year	
1	2	3	4	5	6	7	8	9	10	11	12	13	14	15	16	17	18	19	20	21
1	Irrigation Department	Installation of Solar and Electrically Operated Hybrid Tube Well Scheme under 32- Bongaigaon LAC (7 Points) For the year 2022-23.	-	-	-	-	-	-	-	-	-	40.00 L	54.65488 L	-	40.00 L (73.19%)	-	-	-	-	-
2		Installation of Solar and Electrically Operated Hybrid Tube Well Scheme under 34- Abhayapuri North LAC (2 Points) For the year 2022-23.	-	-	-	-	-	-	-	-	-	12.00 L	15.61568 L	-	12.00 L (76.85%)	-	-	-	-	-
3		Borjhora FIS UNDER RIDF-XXVII (NABARD) for the year 2021-22	-	-	-	-	-	-	-	-	-	67.23268 L	135.00 L	-	67.23268 L (49.80%)	-	-	-	-	-
4		Nigamghola F.I.S (Pt-I, II & III) Schemes under SOPD-G for the year 2020-21 under 32-Bongaigaon LAC	-	-	-	-	-	-	-	-	-	119.91845 L	199.99 L	-	190.22429 L (95.12%)	-	-	-	-	-
5		Solar Powered MDTW Scheme at 32- Bongaigaon LAC (3 Point) under RIDF-XXIX (NABARD) for the year 2023-2024	-	-	-	-	-	-	-	-	-	Nil	112.50 L	-	Nil	-	-	-	-	-

Executive Engineer  
Bongaigaon Abhayapuri North Division  
(Irrigation), Bongaigaon

B. Schemes for which no funds are received by the District/ Council:

**Annexure- B**

S. No	Administrative Department	Scheme Name	Reasons	Remarks if any
1	Irrigation Department		Nil	

Executive Engineer  
Bongaigaon Abhayapuri North Division  
(Irrigation), Bongaigaon

## Annexure-C

**Physical Progress of Works under different Schemes/ Programmes/ Projects across Departments- of Current Year**

S. No	Admin. Dept.	Name of Scheme	Number of Works sanctioned in the current year	Progress of Current Year works/ Services-Categorise number of works based on the stage of physical progress						Remarks
				100%	75-99%	50-74%	25-49%	1-25%	Not started	
1	Irrigation Department			NIL						

Executive Engineer  
Bongaigaon Abhayapuri North Division  
(Irrigation), Bongaigaon

## Annexure-D

**Physical Progress of Works under different Schemes/ Programmes/ Projects across Departments- of Previous Years**

Sl. No	Admin. Dept.	Name of Scheme	Total Number of Works pending as on the last date of previous Financial Year	Number of Years delayed for completion- as on the last date of last Financial Year-Categorise works based on the delay in completion.					Progress of Pending works of previous Years pending as on the last date of last Financial Year- Categorise works based on the stage of physical progress.						Remarks
				Less than 1 Yr	>=1 to <3 Yrs	>=3 to <5 Yrs	>=5	Total	100%	75-99%	50-74%	25-49%	1-25%	Not started	
1	Irrigation Department	Installation of Solar and Electrically Operated Hybrid Tube Well Scheme under 32- Bongaigaon LAC (7 Points) For the year 2022-23.	Electrical Works	Less than 1 Yr	-	-	-	-	100%	-	-	-	-	-	Completed.
2		Installation of Solar and Electrically Operated Hybrid Tube Well Scheme under 34- Abhayapuri North LAC (2 Points) For the year 2022-23.	Electrical Works	Less than 1 Yr	-	-	-	-	100%	-	-	-	-	-	Completed.
3		Borjhora FIS UNDER RIDF-XXVII (NABARD) for the year 2021-22	Guid Bund afflux Bund, Canal lining	-	>1 Year	-	-	-	100%	-	-	-	-	-	Completed.
4		Nigamghola F.I.S (Pt-I, II & III) Schemes under SOPD-G for the year 2020-21 under 32-Bongaigaon LAC	Sluice Gate, Canal Lining	-	>2 Years	-	-	-	100%	-	-	-	-	-	Completed.
5		Solar Powered MDTW Scheme at 32-Bongaigaon LAC (3 Point) under RIDF-XXIX (NABARD) for the year 2023-2024	Point No II & III Solar Pannel, Spout Chamber, Distribution pipe.	Less than 1 Yr	-	-	-	-	-	80%	-	-	-	-	Balance Works will be completed within the Month of December 2024.

Executive Engineer  
Bongaigaon Abhayapuri North Division  
(Irrigation), Bongaigaon





## Monthly status of Fund receipt and utilisation for the Month of June, 2024 Year 2024-2025

### A. For Schemes: Funds received.

S.No	Admin. Dept.	Name of Scheme (+Implementation Agency)	PFMS Code & SLS Code	Category CS/CSS/ State/ EAP etc.	Opening Balance With CNA /SNA/Others- as applicable.		Opening Balance with the District/Council/ Others-- as applicable.		Current Year Allocation to District*		Fund received in the current Year		Total funds available for Scheme	Funds utilised- till now Amount & (% in bracket)		Amount for which UCs are pending at the end of previous year	Utilisation Certificate submitted against total available funds for the current year	Amount for which UCs are pending as on date.		Remarks
					Central Share	State Share	Central Share	State Share	Central Share	State Share	Central Share	State Share		Central Share	State Share			Central Share	State Share	
1	2	3	4	5	6	7	8	9	10	11	12	13	14	15	16	17	18	19	20	21
	Labour Welfare	NIL	NIL	NIL	NIL	NIL	NIL	NIL	NIL	NIL	NIL	NIL	NIL	NIL	NIL	NIL	NIL	NIL	NIL	NIL

\* = will be provided by the HOD / Concerned Agency. PFMS: Public Finance Management System; SLS: State Linked Scheme-State Code.

### Annexure-B

**B. Schemes for which no funds are received by the District/ Council:** For (Please visit <https://www.indiabudget.gov.in/index.php> and concerned Ministry / Department website to know the list of Central schemes of current and previous years)

S.No	Administrative Department	Scheme Name	Reasons	Remarks if any
1	Labour Welfare	NIL	NIL	
2				





Physical Progress of Works under different Schemes / Programmes / Projects across Departments -of current year

Annexure-C

Sl No	Admin. Dept.	Name of Scheme	Number of Works Sanctioned in the Current Year	Progress of Current Year Works/Services- Categorise Number of Works based on the stage of Physical Progress						
				100%	75-99%	50-74%	25-49%	1-25%	Not started	
1	Assistant Controller of Legal Metrology, Bongaigaon	NIL	NIL	NIL	NIL	NIL	NIL	NIL	NIL	

Physical Progress of Works under different Schemes / Programmes / Projects across Departments -of Previous year

Sl. No.	Admin. Dept.	Name of Scheme	Total number of Works pending as on the last date of Previous Financial Year	Number of Years delayed for completion-as on the last date of last financial Year-Categorise works based on the delay in completion.					Progress of Pending works of Previous Years- pending as on the last date of last Financial Year-Categorise works based on the stage of physical progress						
				Less than 1 Year	>=1 to <3 yrs	>=3 to <5 yrs	>=5	Total	100%	75-99%	50-74%	25-49%	1-25%	NOT STARTED	
1	Assistant Controller of Legal Metrology Bongaigaon	NIL	NIL	NIL	NIL	NIL	NIL	NIL	NIL	NIL	NIL	NIL	NIL	NIL	NIL

Annexure-A

Monthly status of Fund receipt and utilisation for the Month of June, Year 2024

PROGRAMME: JIM

A. For Schemes: Fund received.

(Rs. In Lakh)

Sl. No.	Admin. Dept.	Name of Scheme (Implementation Agency)		PFMS Code & SLS Code	Category CS/CSS/ SLS Code	EAP etc	Opening Balance With CAN/SNA/Other is-as applicable		Opening Balance with the District/Council /Others-as applicable		Current Year Allocation to District*		Fund received in the current year		Total fund available for Scheme	Fund utilised till now Amount & (S in bracket)		Amount for which Ucs are pending at the end of previous year	Utilisation certificate submitted against total available funds for the current year	Amount for which Ucs are pending as on date		Remarks (Amount sanctioned receipt date)
							Central/Share	State Share	Central/Share	State Share	Central/Share	State Share	Central/Share	State Share		Central/Share	State Share			Of previous year	Of Current Year	
		6	7				8	9	10	11	12	13	14	15		16	17			18	19	
1	PHED Dept.	BHAKUMARI-I PWSS	M/S Maa Ambey Enterprise	AS-66	CSS											29.93	3.33					6-Jun-24
2	PHED Dept.	KHORAGAON-II PWSS	M/S Maa Ambey Enterprise	AS-67	CSS											32.53	3.61					6-Jun-24
3	PHED Dept.	DUBACHARI-II PWSS	M/S HENA TRADERS	AS-68	CSS											53.75	5.97					6-Jun-24
4	PHED Dept.	CHALANTAPARA PART-IV PWSS	Swapan Kumar Ghosh	AS-69	CSS											3.49	0.39					6-Jun-24
5	PHED Dept.	GERUKABARI PWSS	M/S S.B. ENGINEERING PROP. SUBRATA	AS-70	CSS	0.00	0.00	0.00	4680.00	520.00	5116.29	568.48	0.00			39.32	4.37	0.00	Yes	0.00	0.00	14-Jun-24
6	PHED Dept.	BARBILLA PWSS	M/S S.B. ENGINEERING PROP. SUBRATA	AS-71	CSS											22.13	2.46					14-Jun-24
7	PHED Dept.	KHUSLAIGURI PWSS	M/S S.B. ENGINEERING PROP. SUBRATA	AS-72	CSS											28.10	3.12					14-Jun-24
8	PHED Dept.	MALEGARH -IV PWSS	M/S BABA CONSTRUCTIONS	AS-73	CSS											18.00	2.00					14-Jun-24
9	PHED Dept.	Bhompata MINI PWSS	Ashique Enterprise. Perp.Rahmat ali	AS-74	CSS											11.05	1.23					14-Jun-24
10	PHED Dept.	Lalmati Grazing PWSS	Ashique Enterprise. Perp.Rahmat ali	AS-75	CSS											26.32	2.92					14-Jun-24
11	PHED Dept.	Boalimari-2 PWSS	Ashique Enterprise. Perp.Rahmat ali	AS-76	CSS											32.73	3.64					14-Jun-24
12	PHED Dept.	UTTAR SALMARA (Gosopara) PWSS	MARIUKA YASMIN	AS-77	CSS											18.61	2.07					18-Jun-24
13	PHED Dept.	Rashigan PWSS	KALYAN SINGHA	AS-78	CSS											19.29	2.14					18-Jun-24
14	PHED Dept.	TORGON PT I & II PWSS	M/S EASTERN TRADING AGENCIES	AS-79	CSS											39.09	4.34					18-Jun-24
15	PHED Dept.	BARGHOLA PT I PWSS	TREMEND DRILCO PVT.LTD.	AS-80	CSS											22.37	2.49					18-Jun-24
16	PHED Dept.	SRISTIPARA PWSS	TREMEND DRILCO PVT.LTD.	AS-81	CSS											21.31	2.37					18-Jun-24
17	PHED Dept.	DUBACHARI-I PWSS	M/S HENA TRADERS	AS-82	CSS											43.30	4.81					18-Jun-24
18	PHED Dept.	TILAPARA B PWSS	IYATISH CH BARMAN	AS-83	CSS											4.27	0.47					18-Jun-24
19	PHED Dept.	BASHBARI PT-I (NAYAPARA) PWSS	NABAIYOTI BARMAN	AS-84	CSS											8.88	0.99					18-Jun-24
20	PHED Dept.	PIRADHARA PWSS	AMIRUL ISLAM.	AS-85	CSS											39.56	4.40					18-Jun-24
21	PHED Dept.	Duramari PWSS	Ashique Enterprise. Perp.Rahmat ali	AS-86	CSS											107.51	11.95					18-Jun-24
22	PHED Dept.	UTTAR SALMARA PT-3 MPWSS	ABDUL KAIYUM	AS-87	CSS											23.71	2.63					18-Jun-24
23	PHED Dept.	NADIALPARA (TELPAPARA) PWSS	M/S ASSAM CONSTRUCTION	AS-88	CSS											54.72	6.08					18-Jun-24
24	PHED Dept.	MULGAON CHENNAPARA PWSS	SWAPAN ROY	AS-89	CSS											18.45	2.05					18-Jun-24
25	PHED Dept.	Haripur (Naldoba) PWSS	Ashique Enterprise. Perp.Rahmat ali	AS-90	CSS											27.20	3.02					18-Jun-24
26	PHED Dept.	PACHANIA-I PWSS	Sri Diganta Talukdar	AS-91	CSS											22.04	2.45					18-Jun-24
27	PHED Dept.	UTTAR KHORAGAON -II PWSS	AMAL CHANDRA MANDAL	AS-92	CSS											23.70	2.63					25-Jun-24
28	PHED Dept.	KACHARIPET PT III PWSS	MD ABDUL LATIF AHMED	AS-93	CSS											68.22	7.58					25-Jun-24
29	PHED Dept.	BHARALUPARA-1 PWSS	RAJ CONBUILD LIMITED.	AS-94	CSS											54.97	6.11					25-Jun-24
30	PHED Dept.	NASATRA PWSS	RAJ CONBUILD LIMITED.	AS-95	CSS											67.26	7.47					25-Jun-24
31	PHED Dept.	BASBARI NO.7 PWSS	SATYA NARAYAN SARMA TRADERS	AS-96	CSS											28.07	3.12					25-Jun-24
32	PHED Dept.	SALABILA NO.2 PWSS	SATYA NARAYAN SARMA TRADERS	AS-97	CSS											40.07	4.45					25-Jun-24
33	PHED Dept.	KATASHBARI PT II PWSS	UMESHWAE ROY	AS-98	CSS											26.71	2.97					25-Jun-24
34	PHED Dept.	TULUNGIA PT II PWSS	AMAL CHANDRA RIYA	AS-99	CSS											18.98	2.11					25-Jun-24
35	PHED Dept.	BHARALUPARA-II PWSS	RAJ CONBUILD LIMITED.	AS-100	CSS											17.58	1.95					25-Jun-24
36	PHED Dept.	SALABILA NO.1 PWSS	SATYA NARAYAN SARMA TRADERS	AS-101	CSS											41.52	4.61					25-Jun-24
37	PHED Dept.	DUMERGURI PT III PWSS	M/S Rang Lut Enterprise	AS-102	CSS											24.89	2.77					29-Jun-24
38	PHED Dept.	GONBINNA PWSS	M/S PROLIFIC ENGINEERING	AS-103	CSS											36.61	4.07					29-Jun-24

## B. Schemes for which no funds are received by the District/Council:

PROGRAMME: JJM

Sl No.	Administrative Department	Scheme Name	Reasons	Remarks if any
1	PHED Dept.	NIL	Does not arise	Does not arise

Executive Engineer (PHE)  
Bongaigaon Division, Bongaigaon

## Physical Progress of Works under different Schemes/Programmes/Projects across Departments-of Current Year

## PROGRAMME: JJM

SI No.	Admin. Dept.	Name of Scheme	Number of Works sanctioned in the current Year	Progress of Current Year works/Services-Categories number of works based on the stage of physical progress						Remarks
				100%	75-99%	50-75%	25-49%	1-25%	Not started	
1	PHED Dept.	Construction of New PWSS	338	109	56	126	39	8	0	Fresh New PWSS
2	PHED Dept.	Retrofitting of existing PWSS	12	0	2	7	2	1	0	Retrofitting Scheme
<b>TOTAL =</b>			<b>350</b>	<b>109</b>	<b>58</b>	<b>133</b>	<b>41</b>	<b>9</b>	<b>0</b>	

Executive Engineer (PHE)  
Bongaigaon Division, Bongaigaon



## Physical Progress of Works under different Schemes/Programmes/Projects across Departments-of Previous Years

## PROGRAMME: JJM

Sl No.	Admin. Dept.	Name of Scheme	Total Number of Works pending as on the last date of previous Financial Year	Number of Years delayed for completion-as on the last date of last Financial Year-Categorise works based on the delay in completion.					Progress of Pending works of previous Years pending as on the last date of last Financial Year-Categorise works based on the stage of physical progress						Remarks
				Less than 1 Yr	>=1 to <3Yrs	>=3 to <5 Yrs	>=5 Yrs	Total	100%	75-99%	50-74%	25-49%	1-25%	Not started	
1	PHED Dept.	Retrofitting of existing PWSS	53	12	41	0	0	53	17	16	12	7	1	0	Retrofitting PWSS (101 nos. of PWSS has been completed prior to 31/03/2023)
2	PHED Dept.	Construction of New PWSS	133	0	133	0	0	133	85	29	15	4	0	0	New PWSS
3	PHED Dept.	Construction of New PWSS	338	338	0	0	0	338	109	56	126	39	8	0	Fresh New PWSS (Sanctioned during 2022-23)
<b>TOTAL =</b>			<b>524</b>	<b>350</b>	<b>174</b>	<b>0</b>	<b>0</b>	<b>524</b>	<b>211</b>	<b>101</b>	<b>153</b>	<b>50</b>	<b>9</b>	<b>0</b>	

Executive Engineer (PHE)  
Bongaigaon Division, Bongaigaon

**DDC PROGRESS REPORT**  
**JJM**

**FOR THE MONTH OF JULY/2024**

**BONGAIGAON (PHE) DIVISION**

**BONGAIGAON**

**1. DETAILS OF JJM SCHEMES APPROVED IN SLSSC**

# TOTAL NOS. OF HOUSEHOLDS = 1, 61, 868 (AS PER IMIS)

# TOTAL NOS. OF FHTCs ACHIEVED = 1, 36, 484 (84.32 %) (AS ON 03/07/2024)

# TOTAL NOS. OF HOUSEHOLDS = 1, 56, 375 (AS PER FIELD)

# TOTAL NOS. OF FHTCs ACHIEVED = 1, 36, 154 (87.07 %) (AS ON 03/07/2024)

**A] RETROFITTING OF PWSS**

SI No.	Nos. of schemes	Total FHTC Planned	DPR/ AA/ TS/ Work Allotment Status	FHTC Achieved till date	Nos. of scheme completed	Nos. of scheme handed over to PRI	Nos. of scheme completed but not handed over to PRI	Remarks
1	142	42295	142	41563	118	117	1	
2	12	1313	12	604	0	0	0	Sanctioned in 4th SLSSC during 2022-23
<b>TOTAL =</b>	<b>154</b>	<b>43608</b>	<b>154</b>	<b>42167</b>	<b>118</b>	<b>117</b>	<b>1</b>	

**B] NEW PWSS**

SI No.	Nos. of schemes	Total FHTC Planned	DPR/ AA/ TS/ Work Allotment Status	FHTC Achieved till date	Nos. of scheme completed	Nos. of scheme handed over to PRI	Nos. of scheme completed but not handed over to PRI	Remarks
1	133	24392	133	22638	85	69	16	
<b>TOTAL =</b>	<b>133</b>	<b>24392</b>	<b>133</b>	<b>22638</b>	<b>85</b>	<b>69</b>	<b>16</b>	

**C] FRESH NEW PWSS**

SI No.	Nos. of schemes	Total FHTC Planned	DPR/ AA	Draft TS	Final TS	Work Allotment	FHTC Achieved till date	Nos. of scheme completed	Nos. of scheme handed over to PRI	Nos. of scheme completed but not handed over to PRI	Remarks
1	338	83657	338	338	338	338	69827	109	50	59	
<b>TOTAL =</b>	<b>338</b>	<b>83657</b>	<b>338</b>	<b>338</b>	<b>338</b>	<b>338</b>	<b>69827</b>	<b>109</b>	<b>50</b>	<b>59</b>	

**D] PROPOSED NEW PWSS (TO BE SANCTIONED)**

SI No.	Nos. of schemes	Total FHTC Planned	Overall Target as per Field
1	29	4718	43609 + 24392 + 83657 + 4718 = 156375
<b>TOTAL =</b>	<b>29</b>	<b>4718</b>	<b>156375</b>

**2. FHTC TARGET vs ACHIEVEMENT (2024-25)**

MONTH	1st Quarter				2nd Quarter				3rd Quarter			
	Apr-24	May-24	Jun-24	Total for 1st Quarter	Jul-24	Aug-24	Sep-24	Total for 2nd Quarter	Oct-24	Nov-24	Dec-24	Total for 3rd Quarter
TARGET	2000	2000	3000	<b>7000</b>	2000	3000	9791	<b>14791</b>	0	0	4718	<b>4718</b>
ACHIEVEMENT	2004	2002	2454	<b>6460</b>	158			<b>158</b>				

MONTH	4th Quarter				Total during 2024-25
	Jan-25	Feb-25	Mar-25	Total for 4th Quarter	
TARGET	0	0	0	<b>0</b>	<b>26509</b>
ACHIEVEMENT					<b>6618 (24.97 %)</b>

**3. STATUS OF TEA GARDEN WATER SUPPLY:**

Name of Tea Garden	Village	Name of PWSS	Retro-fitting/ New PWSS	Estimated Cost (Rs. in lakh)	Nos. of FHTC Planned	Nos. of FHTC Achieved
Birjhora Tea Estate	BIRJHORA T E (PT)	BIRJHORA PWSS	Retro-fitting	35.46	157	157
		BIRJHORA TE (BORO LINE) PWSS	New	71.930	163	163
		BIRJHORA TE (14 NO. LINE) PWSS	New	76.000	106	95
		BIRJHORA TE (3 NO. LINE) PWSS	New	67.710	79	79
		BIRJHORA TE (12 NO. LINE) MINI PWSS	New	31.808	40	40
<b>TOTAL =</b>				<b>282.908</b>	<b>545</b>	<b>545</b>

#### 4. ABSTRACT OF PHYSICAL PROGRESS (RETROFITTING & NEW PWSS)

##### A] RETROFITTING OF EXISTING PWSS:

SI No.	Range for physical progress	Nos. of PWSS	Remarks
1	0%-25%	1	
2	25%-50%	7	
3	50%-75%	12	
4	75%-100%	16	
5	Completed	118	
<b>TOTAL =</b>		<b>154</b>	

##### B] NEW PWSS:

SI No.	Range for physical progress	Nos. of PWSS	Remarks
1	0%-25%	0	
2	25%-50%	4	
3	50%-75%	15	
4	75%-100%	29	
5	Completed	85	
<b>TOTAL =</b>		<b>133</b>	

##### C] FRESH NEW PWSS:

SI No.	Range for physical progress	Nos. of PWSS	Remarks
1	0%-25%	8	
2	25%-50%	39	
3	50%-75%	126	
4	75%-100%	56	
5	Completed	109	
<b>TOTAL =</b>		<b>338</b>	

**5. Status of running water facility at Rural Schools and AWCs under JJM:**

SI No.	Type of Institution	Nos. of feasible rural Institution for providing running water facilities	Covered by other than Stand Alone System				Total nos. taken for Stand Alone System under JJM	Total nos. with running water facilities	New proposal submitted for Stand Alone System and sanctioned.
			With existing running water supply	Water supply arrangement from existing PWSS	Running water provided by AP/GP	Nos. of AWC with running water facilities from school in same campus			
1	School	946	93	19	1	0	833	946 (100%)	JJM = 43 Nos.(Rural) SOPD = 02 Nos.(Urban)
2	AWC	909	1	10	5	205	688	909 (100%)	JJM = 62 Nos.(Rural) SOPD = 41 Nos. (Urban)

**6. Status of Water Users Committee, Bank Account opened & Jal Mitra etc.:**

Type of scheme	Status of PWSS				Status of Water Users' Committee		Status of Bank A/c		Status of Jal Mitra**			
	Total Sanctioned	Total Completed	Total Ongoing	Work not started *	Formed	Balance	Opened	Balance	Selected	Trained	Engaged	FHTCs below 75 nos.
Retrofitting of PWSS	154	118	36	0	154	0	154	0	154	154	128	3
New PWSS	133	85	48	0	133	0	133	0	133	133	39	22
Fresh New PWSS	338	109	229	0	337	1	293	45	338	319	26	26
<b>TOTAL =</b>	<b>625</b>	<b>312</b>	<b>313</b>	<b>0</b>	<b>624</b>	<b>1</b>	<b>580</b>	<b>45</b>	<b>625</b>	<b>606</b>	<b>193</b>	<b>51</b>

Executive Engineer (PHE)  
Bongaigaon Division, Bongaigaon











**FINANCIAL STATUS (JJM)**

**A) DURING 2024-25**

Sl. No.	Programme	Fund received (Rs. In lakh))	Fund Utilised (Rs. In lakh)	Balance (Rs. In Lakh)	Remarks
1	JJM (Coverage)	5684.922	5070.849	614.073	
2	JJM (Support)	92.818	56.964	35.854	
3	JJM (WQSMS)	20.954	20.954	0.000	
4	JJM (School/AWC)	1134.037	1127.077	6.960	Unutilized balance to be reverted to SNA during 2023-24
<b>TOTAL</b>		<b>6932.730</b>	<b>6275.843</b>	<b>656.887</b>	

Executive Engineer (PHE)  
Bongaigaon Division, Bongaigaon

**DDC PROGRESS REPORT**  
**WATER QUALITY**

**FOR THE MONTH OF JULY/2024**

**BONGAIGAON (PHE) DIVISION**

**BONGAIGAON**

**Water Quality ( Water sample testing ) :-**

**A] DURING 2023-24**

Sl. No.	Mode of testing used	Target for 2023-24	Up to date achievement during 2023-24	Achievement (In % age)
1	Sample tested in DLL	4000	4654	116.35%
2	Sample tested through Field Test Kit (FTK)	34360	40966	119.23%
3	Nos. of village where 5-Women group formed	534	534	100.00%
4	Nos. of village where sample testing is done (DLL, Bongaigaon)	534	534	100.00%
5	Nos. of village where sample testing is done (FTK)	534	534	100.00%
6	Nos. of Schools where water sample has been tested	946	946	100.00%
7	Nos. of AWCs where water sample has been tested	909	909	100.00%
8	No. of sources where bacteriological test is done in post monsoon (Oct to March)	3275	2456	74.99%

**B] DURING 2024-25**

Sl. No.	Mode of testing used	Target (As per previous year target)	Up to date achievement	Achievement (In % age)
1	Sample tested in DLL	4000	857	21.43%
2	Sample tested through Field Test Kit (FTK)	31800	14065	44.23%
3	Nos. of village where 5-Women group formed	530	530	100.00%
4	Nos. of village where sample testing is done for Chemical Parameter (DLL, Bongaigaon)	530	529	99.81%
5	Nos. of village where sample testing is done (FTK)	530	529	99.81%
6	Nos. of Schools where water sample has been tested	946	484	51.16%
7	Nos. of AWCs where water sample has been tested	909	407	44.77%
8	No. of village where bacteriological test is done in pre monsoon (April to June /2024)	530	529	99.81%
9	No. of source where bacteriological test is done in pre monsoon (April to June /2024)	3275	527	16.09%

Executive Engineer (PHE)  
Bongaigaon Division, Bongaigaon

**DDC PROGRESS REPORT  
SBM-G**

**FOR THE MONTH OF JULY/2024**

**BONGAIGAON (PHE) DIVISION**

**BONGAIGAON**

## SBM-GRAMIN

### A. Progress of IHHL (Individual Household Latrine)

SI No.	Category	Target	Achievement	Geotagged	Remarks
1	BLS	94180	94180	100%	ODF declared on 31st march 2018
2	LOB	14068	14068	100%	
3	NLOB	4510	4510	100%	
4	<b>New Emerging Households</b>	<b>8385</b>	<b>8385</b>	<b>100%</b>	

### B. Community Toilets

SI no.	Category	Nos. Taken up	Completed	Geotagged	To be taken up by respective GP
1	Community Sanitary Complex (CSC)(Earlier model with 10% community contribution)	4	4	4	NIL
2	Community Managed Sanitary Complex (CMSC) with 70:30 sharing 15th FC Tied grant	418	409	409	9 Nos. to be constructed by respective GP

### C. Solid & Liquid Waste Management Facility ( Convergence with 15 FC tied grant)

SI no	Category	Target	Completed	Ongoing
1	Central Material Collection Facility (CMCF)	63	63	0
2	Mini Material Collection Facility (MMCF)	378	378	0
3	Community Soak Pit	708	698	10

**D. Plastic Waste Management Unit (PWMU)**

Year	Total Nos. of Block	Name of Block	Location	Physical Progress	Remarks
2020-21	1 Nos.	Dangtol	GP: Mulagaon Vill: Jelkajhar-I	Civil work completed	APDCL estimate received
2021-22	2 Nos.	Tapattary	GP: Borigaon Vill: Borigaon-II	Civil work completed	APDCL estimate received
		Srijangram	GP: Srijangram Vill: Borjhola-I	Civil work completed	APDCL estimate received
2022-23	2 Nos.	Manikpur	GP: Manikpur Vill: Manikpur	Civil work completed	APDCL estimate received
		Boitamari	GP: Boitamari Vill: Moligaon-I	Civil work completed	APDCL estimate received

**E. ODF Plus Status**

Sl. No.	Total nos. of villages	ODF plus villages (Aspiring Catagory)	ODF plus villages (Rising Catagory)	ODF plus villages (Model Catagory)	Total ODF plus Villages
1	535	447	1	87	535

**F. construction of Soak Pit**

Sl. No.	Target (In nos.)	Achievement
1	75	75

**G. GOBARDHAN**

Sl. No.	Selected site	Block	GP	Village	Nos. of Units Biogas Plants (capacity 6 cum/each)	Status
1	Pragati Dudha Utpadak Samabay Samity	Srijangram	Kokila	Malipara	1	Completed
2	Astha Dairy	Tapattary	Borigaon	Bamungaon Pt.I	1	Completed
3	Kumut Ch. Barman	Boitamari	North Boitamari	Kayethpara	1	Completed
4	Dimbeshwar Medhi	Dangtol	Chiponsila	Ghondal	1	Completed
5	Nitish Paul	Manikpur	Noapara	Noapara	1	Completed
<b>TOTAL =</b>					<b>5</b>	



**H. Status of online application for IHHL (DBT mode)**

Sl.No.	Details	No. of Beneficiaries
1	Total no. of approved Beneficiaries in IMIS	3571
2	Total no. of Beneficiaries Received First Installment in Phase-I (i.e.Rs.9,000/-)	2174
3	Total no. of Beneficiaries to be paid First Installment in Phase-II (i.e.Rs.9,000/-)	1109

**\*\* Total application received till date = 91, 407 Nos.**

**Details of DBT beneficiaries: -**

Sl No.	No. of beneficiaries received 1st installment	Work Started	No. of beneficiaries eligible for 2nd installment	Remarks
1	3283	1131	158	

**I. Financial status during 2023-24**

Sl No	Head	Fund Received (Rs. In Lakh)	Fund Utilized (Rs. In Lakh)	Balance (Rs. In Lakh)	Remarks
1	SBM (G)	0.000	0.000	0.000	

Executive Engineer (PHE)  
Bongaigaon Division, Bongaigaon







Monthly status of Fund Receipt and utilisation for the month of July, 2024

A. For the Schemes: Funds received


S. No.	Admin. Dept.	Name Of scheme (+ Implementation agency)	PFMS Code & Sls Code	Category CS/ CSS/ State/ EAP etc.	Opening Balance with CNA/ SNA/ Others- as applicable		Opening Balance with the district/ council/ others as applicable		Current Year Allocation to district		Fund Received in the current Year		Total funds available for scheme	Funds utilised till now Amount & (% in Bracket)		Amount for which Ucs are pending at the end of previous year	Utilisation certificate Submitted against total available funds for the current year	Amount for which Ucs are pending as on date		Remarks
					Central Share	State Share	Central Share	State Share	Central Share	State Share	Central Share	State Share		Central Share	State Share			Of previous year	of current year	
1	2	3	4	5	6	7	8	9	10	11	12	13	14	15	16	17	18	19	20	21
1	Public Works NH & Building	NA	NA	NA	NA	NA	NA	NA	NA	NA	NA	NA	NA	NA	NA	NA	NA	NA	NA	NH-31 (old)/NH-17 (New) and NH-31B under the jurisdiction of Bongaigaon District was handed over to NHIDCL on 18/09/2020

\* = will be provided by the HOD / Concerned Agency PFMS: Public Finance Management ; SLS: State Link Scheme -State code.

Annexure-B


B. Schemes for which no funds are received by the District/Council: For (Please visit <https://www.indiabudget.gov.in/index.php> and concerned Ministry/Department website to know the list of Central Schemes of current and previous year )

SI No.	Administrative Department	Scheme Name	Reasons	Remarks if any
1	Public Works NH & Building	Nil	Nil	NA

  
 Executive Engineer, PWD(NH)  
 Abhayapuri Construction Division  
 Abhayapuri  


## Physical Progress of Works under different Schemes / Programmes / Projects across Departments -of current year


Sl No	Admin. Dept.	Name of Scheme	Number of Works Sanctioned in the Current Year	Progress of Current Year Works/Services- Categorise Number of Works based on the stage of Physical Progress						Remarks
				100%	75-99%	50-74%	25-49%	1-25%	Not started	
1	Public Works NH & Building	NA	NA	NA	NA	NA	NA	NA	NA	

  
 Executive Engineer, PWD(NH)  
 Abhayapuri Construction Division  
 Abhayapuri

  
 4/7/24

## Physical Progress of Works under different Schemes / Programmes / Projects across Departments -of Previous year

Sl. No.	Admin. Dept.	Name of Scheme	Total number of Works pending as on the last date of Previous Financial Year	Number of Years delayed for completion-as on the last date of last financial Year-Categorise works based on the delay in completion.					Progress of Pending works of Previous Years- pending as on the last date of last Financial Year-Categorise works based on the stage of physical progress						
				Less then 1 Year	>=1 to <3 yrs	>=3 to <5 yrs	>=5	Total	100%	75-99%	50-74%	25-49%	1-25%	NOT STARTED	
1	Public Works NH & Building	NA	NA	NA	NA	NA	NA	NA	NA	NA	NA	NA	NA	NA	NA

  
 Executive Engineer, PWD(NH)  
 Abhayapuri Construction Division  
 Abhayapuri



## Monthly status of Fund receipt & utilization for the Month of July, Year 2024

Annexure-A

### A. For Schemes : Fund Received

Sl. No	Admns. Dept	Name of Scheme (+Implementing Agency)	PFMS Code & SLS Code	Category CS/CSS/State/EAP etc.	Opening Balance with CAN/SNA/Others as applicable		Opening Balance with District/Council /Others as applicable		Current Year allocation to district		Fund received in the current Year		Total funds Available For Scheme	Funds utilized Till now Amount & (% in bracket)		Amount for which UCs are pending at the end of previous year	Utilization Certificate Submitted Against total Available funds for the current year	Amount for which UCs are pending as on date		Remarks
					Central Share	State Share	Central Share	State Share	Central Share	State Share	Central Share	State Share		Central Share	State Share			Of Previous Year	Of Current Year	
					6	7	8	9	10	11	12	13		14	15			16	17	
1	Handloom Textile and Sericulture department (HTS)	<b>Implementing Agency:</b> Directorate of Sericulture	Nil	EAP ( World Bank Finance Project ,APART)									Fund record is not available in the District. It is with DOS							

\*=will be provided by the HOD / Concerned Agency      PFMS Public Finance Management System , SLS State Linked Scheme State Code

Sd/-  
Shyam Prasad Pradhan  
Assistant Director of Sericulture  
Bongaigaon::: Assam



**Annexure -B**

**B. Schemes for which no funds are received by the District / Council : For**

Sl. No.	Administrative Department	Scheme Name	Reason	Remarks if any
1.	Handloom Textile and Sericulture Department (HT&S)	World Bank Financed Project , <b>APART for the year 2023-24</b>		Proposal for release of fund for 100 Nos. of farmers FIG 2 <sup>nd</sup> group for the year 2023-24 has been sent to PD ATMA, Bongaigaon.

**Physical Progress of works under different Schemes / Programmes / Projects across Departments of current Year**

**Annexure –C**

Sl. No	Administrative Department	Name of the Schemes	Number of Works sanctioned in the current Year	Progress of Current Year works / services – Categories number of works based on the stage of physical progress						Remarks	
				100%	75-99%	50-74%	50-74%	25-49%	1-25%		Not Started
1	Handloom Textile and Sericulture Department (HT&S )	1. APART	Nil								

Sd/-  
 Shyam Prasad Pradhan  
 Assistant Director of Sericulture  
 Bongaigaon:::: Assam

## Physical Progress of Works under different Schemes / Programmes / Projects across Department – of Previous Years

Sl. No	Administrative Department	Name of Scheme	Total Nos. of works pending as on the last date of previous Financial year	Numbers of Works pending as on the last date of previous Financial Year- categories works based on the delay in completion					Progress of Pending works of previous Years pending as on the last date of last Financial Year –Categories works based on the stage of physical progress						Remarks	
				Less than 1 Yr	>= 1 to >3 Yrs	>= 3 to < Yrs.	>=5	Total	100 %	75-99%	50-74%	50-74%	25-49%	1-25%		Not Started
1	Handloom Textile and Sericulture Department (HT&S)	APART	1 (One)					Nil				85%				Construction of Eri Rearing Houses by 100 Nos. of farmers for 2022-23 going on at different villages.
		MGNREGA (convergence Scheme)	3 (Three)									50%				Plantation works going on at Barbakhra Som Garden under Manikpur block and in Khagarpur CMG,( Boitamari Block )pit digging and manuring works completed in 1 Hectare land while in VGR Nayagaon, weeding and jungle cutting works are in progress.

Sd/-  
Shyam Prasad Pradhan

Assistant Director of Sericulture  
Bongaigaon::: Assam



Monthly status of Fund receipt and utilisation for the Month of June/2024  
A. For Schemes/Funds received.


Annexure-A

Sl. No	Admin. Dept	Name of Scheme (Implementation Agency)	PFMS Code & SLS	Category CS/STATE etc.	Opening Balance With CNA/SNA/Others-as applicable		Opening Balance With the District/Council// Others-as applicable		Current Year Allocation to Distric *		Fund received in the current Year		Total funds available for Scheme	Funds utilised till now Amount & (% in bracket)		Amount for which UCs are pending at the end of previous year	Utilisation Certificate submitted against total available funds for the current year	Amount for which UCs are pending as on date		Remarks
					Central Share	State Share	Central Share	State Share	Central Share	State Share	Central Share	State Share		Central Share	State Share			Of Previous Year	Of Current Year	
					6	7	8	9	10	11	12	13		14	15			16	17	
1	2	3	4	5	6	7	8	9	10	11	12	13	14	15	16	17	18	19	20	21
1	Environment & Forest	APFBC	1A2.1	State	-	36737589	-	36737589	-	-	-	36737589	8954588	-	27783001	22590123	14147466	-	2024	Work is going on
		CAMPA	10 ha Nursery	State	-	14538801	-	14538801	-	14538801	-	14538801	503723	-	14035078	12130975	2407826	-	2024	Work is going on
			1.5 ha Nursery	-	1501968	-	1501968	-	1501968	-	1501968	185520	-	1316448	1501968	-	-	-	2024	Work is going on
		Road Side Single Plantation	NHAI	State	-	11974202	-	11974202	-	11974202	-	11974202	3465103	-	8509099	3465103	8509099	-	2024	Work is going on
			NHAI	-	11206823	-	11206823	-	11206823	-	11206823	6005458.43	-	5201364.57	11206823	-	-	-	2024	Work is going on

B. Schemes for which no funds are received by the District/Council:

Annexure-B

Sl. No.	Administrative Department	Scheme Name	Reasons	Remarks if any
1	Environment & Forest	SOPD	Not known	NPO has been submitted
2		SFG		
3		TSP		
4		SCCP		

  
Divisional Forest Officer,  
Bongaigaon S.F. Division,  
Bongaigaon 1


## Physical Progress of Works under different Schemes/Programmes/Projects across Departments-of Current Year

Sl.	Admin.	Name of Scheme	Number of Works sanctioned in the current Year	Progress of Current Year works/Services-Categories number of works based on the stage of physical progress					
				100%	75-99%	50-74%	25-49%	1-25%	Not started
1	Environment & Forest	CAMPA	1	-	-	-	-	-	-
		APFBC (Building)	Nil	yes	-	-	-	-	-
		APFBC (Plantations)	3	-	YES	-	-	-	-
		SOPD	Nil	-	-	-	-	-	-

Annexure-D

## Physical Progress of Works under different Schemes/Programmes/Projects across Departments-of Previous Years


Sl No.	Admin. Dept.	Name of Scheme	Total No. of Works pending as on the last date of previous Financial Year	Number of Years delayed for completion-as on the last date of last Financial Year-Categorise works based on the delay in completion.					Progress of Pending works of previous Years pending as on the last date of last Financial Year-Categorise works based on the stage of physical progress					
					Less than 1	>=1 to 3	>=3 to 5 yr	Total	100%	75-99%	50-74%	25-49%	1-25%	Not started
1	Environment & Forest	CAMPA	10 ha Nursery		Less than 1 yr	-	-	-	-	yes	-	-	-	-
			Old Plantations		Less than 1 yr	-	-	-	-	yes	-	-	-	-
		1.5 ha Nursery		Less than 1 yr	-	-	-	-	-	-	yes	-	-	-
		APFBC	APFBC (Plantations)			yes	-	-	-	-	yes	-	-	-
3	Road side plantation	NHAI			yes	-	-	-	-	-	-	-	-	
4		NHAI		Less than 1 yr	-	-	-	-	-	-	-	yes	-	

  
 Divisional Forest Officer,  
 Bongaigaon S.F. Division,  
 Bongaigaon.

Monthly status of Fund receipt and utilisation for the Month of May 2024

Annexure-A

A. For Schemes: Funds received																				
SUNo	Admin. Dept.	Name of Scheme (*Implic. Institution Agency)	PFMS Code/SLS Code	Category CSC/CSG/Suag/ EAP etc.	Opening Balance with CNA /SNA/Others- as applicable		Opening Balance with the District/Concely/ Others- as applicable		Current Year Allocation to District*		Fund received in the current Year		Total funds available for Scheme	Funds utilised till now Amount & (% in bracket)		Amount for which UCs are pending at the end of previous year	Utilisation Certificate submitted against total available funds for the current year	Amount for which UCs are pending as on date		Remarks
					Central Share	State Share	Central Share	State Share	Central Share	State Share	Central Share	State Share		Central Share	State Share			Central Share	State Share	
1	2	3	4	5	6	7	8	9	10	11	12	13	14	15	16	17	18	19	20	21
1	Women and Child Development	Model AWC (NIDA-Phase 1)	NA	State	NA	NA	NA	NA	76,746,390	76,746,390	10,271,390	66475000 (87%)	NA	NA	NA	NA	NA	NA		
2		Model AWC (RIDE-Phase 1)	NA	State	NA	NA	NA	NA	27,398,220	27,398,220	8,798,220	1,86,00000 (68%)	NA	NA	NA	NA	NA	NA		
3		Model AWC (RIDE-Phase 2)	NA	State	NA	NA	NA	NA	33,962,700	33,962,700	21,347,430	1,26,15,270 (37%)	NA	NA	NA	NA	NA	NA	NA	
4		Model AWC (SC-BC)	NA	State	NA	NA	NA	NA	9,686,396	9,686,396	4,843,196	48,43,200 (50%)	NA	NA	NA	NA	NA	NA	NA	
3		SNP	NA	CSS	NA	NA	NA	NA	5679227.48	5679227.48	186819.48	54,92,408 (97%)	NA	NA	NA	NA	NA	NA	NA	
4		Pradhan Mantri Matru Vandana Yojana	NA	CSS	NA	NA	NA	NA	NA	NA	NA	NA	NA	NA	NA	Nil	0	Nil	Nil	
5		Poshan Ahiyaan	NA	CSS	NA	NA	NA	NA	2217000	2217000	2217000	0	Nil	0	Nil	0	Nil	Nil	Nil	
6		Beti Bachao Beti Padhao	NA	CSS	NA	NA	NA	NA	50,000	50,000	50,000	0	Nil	Nil	Nil	Nil	Nil	Nil	Nil	
7	OSC	NA	CS	NA	NA	NA	NA	0	0	0	0	0	NA	NA	NA	NA	NA	NA		
8	District Hub For Empowerment Of Women	NA	CS	NA	NA	NA	NA	372,500	372,500	372,500	0	NA	NA	NA	NA	NA	NA	NA		

  
District Social Welfare Officer,  
Bongaigaon.

## B. Schemes for which no funds are received by the District/ Council

Sl. No	Administrative Department	Scheme Name	Reasons	Remarks if any
1	Women & Child Development	Pradhan Mantri Matru Vandana Yojana	Nil	Beneficiary direct benefit from Directorate of WCD

  
District Social Welfare Officer,  
Bongaigaon.

Physical Progress of Works under different Schemes/ Programmes/Projects across Departments- of Current Year

Annexure-C.

Sl. No	Admin. Dept.	Name of Scheme	Number of Works sanctioned in the current Year	Progress of Current Year works / Services- Categorise number of works based on the stage of physical progress						Remarks
				100%	75-99%	50-74%	25-49%	1-25%	Not started	
1	Women and Child Development	Model AWC	SOPD-15 Nos.	15						Completed
			RIDF-I-12 Nos.	6	1	0	4	1	0	Fund released to 12 MAWC
			NIDA-35 Nos.	19	11	1	1	3	0	Fund released to 35 MAWC
			RIDF II -20 Nos.	1	2	2	8	2	5	Fund released to 15 MAWC
			Model AWC (SC-BC) - 4 Nos.	1	1		1	0	1	Fund released to 3 MAWC
2	Pradhan Mantri Matru Vandana Yojana	6722 Nos. Targeted Beneficiary (1st Child- 4511 Nos.+2nd Girl Child -2211 Nos.)					8.34 % (561 nos.of beneficiaries registered in the PMMVY CAS Portal for benefit)			

  
District Social Welfare Officer,  
Bongaigaon.



Physical Progress of Works under Different Schemes/ Programmes/Projects across Departments of Previous Years

Annexure D

Sl. No	Admin. Dept.	Name of Scheme	Total Number of Works pending as on the last date of previous Financial Year	Number of Years delayed for completion - as on the last date of last Financial Year-Categories works based on the delay in completion					Progress of Pending works of previous Years pending as on the last date of last Financial Year-Categories works based on the stage of physical progress						
				Less than 1 Yr	--1 to	--3 to (STra	--5	Total	100%	75-99%	50-74%	25-49%	1-25%	Not started	
1	NO	NO	NO	NO	NO	NO	NO	NO	NO	NO	NO	NO	NO	NO	NO

  
District Social Welfare Officer,  
Bansgaon.



**B. Schemes for which no funds are received by the District/Council:**

**ANNEXURE-B**

Sl. No.	Administrative Department	Scheme Name	Reason	Remarks if any
1	Soil Conservation Department	Manah River Training Project at village Nowapara Pt I under RIDF-XXX during 2024-25	.....	
2		GCP at Saona Gaon under SOPD-G during 2024-25	.....	
3		GCP at Dompara village under SOPD-G during 2024-25	.....	
4		Construction of Boulder Pitching Erosion Protection Bund cum Road near Nowagaon High School, Bongaigaon under SOPD-G during 2024-25	.....	
5		Construction of Agri Bund cum Road near Nowapara under SOPD-G during 2024-25	.....	
6		Construction of Agri Bund cum Road at Dangorbari Paddy field village Jhawbari, Chakihali, Bongaigaon under SOPD-G during 2024-25	.....	
7		Construction of Agri Bund cum Road at Adlaguri Gaon near Namberpara Bazar, under SOPD-G during 2024-25	.....	
8		Kujia River Training Project at village Chouraki under SOPD-G during 2024-25	.....	
9		Boulder Rivetment in Manah River at Narabhitha Pt-II village under SOPD-G during 2024-25	.....	
10		GCP at Balarchar Pt-II village under SOPD-G during 2024-25	.....	

Submitted,



Project Manager, WDC-PMKSY 2.0, Bongaigaon

&

Divisional Officer

Barpeta Soil Conservation Division

Barpeta

ANNEXURE-C

**Physical Progress of works under different Schemes/Programmes/Projects across Department of Current Year**

Sl. No.	Admin. Dept.	Name of Sceme	Number of Works sanctioned in the current Year	Progress of current year works/Services- Categories number of works based on the stage of physical Progress						Remarks
				100%	75-99%	50-74%	25-49%	1-25%	Not started	
1	Soil Conservation Department	WDC-PMKSY 2.0	-----	-----	-----	---	-----	---	---	
2		RIDF	-----	-----	-----	-----	-----	-----	-----	
3		SOPD-G	-----	-----	-----	-----	-----	-----	-----	

Submitted



Project Manager, WDC-PMKSY 2.0, Bongaigaon  
&  
Divisional Officer  
Barpeta Soil Conservation Division  
Barpeta



**ANNEXURE-D**  
**Physical Progress of works under different Schemes/Programmes/Projects across Department of**  
**Previous Year**

Sl. No.	Admin. Dept.	Total Numbers of works pending as on the last date of previous Financial Year	Number of Years delayed for completion as on the last date of last financial year categorise works based on the delay in completion							Progress of Pending works of Previous years pending as on the last date of last financial year categorise works based on the stage of physical progress					
			Less than 1 yr.	1 to 3 yrs	3 to 5 yrs	3 to 5 yrs.	5 yrs.	Total	100%	75-99%	50-74%	25-49%	1-25%	Not started	
1	Soil Conservation Dept	10 Nos. (WDC-PMKSY 2.0)	10 Nos.	Nil	Nil	Nil	Nil	Nil	100%	1 no.	9 nos.	Nil	Nil	Nil	Nil
2		2 Nos. RIDEF	2 Nos.	Nil	Nil	Nil	Nil	Nil	Nil	1 No.	1 No.	1 No.	Nil	Nil	Nil
3		SOPD-G	Nil	Nil	Nil	Nil	Nil	Nil	Nil	Nil	Nil	Nil	Nil	Nil	Nil

Submitted.



Project Manager, WDC-PMKSY 2.0, Bonggaigaon

&

Divisional Officer  
 Barpeta Soil Conservation Division  
 Barpeta

### Monthly status of Fund receipt and utilization for the Month of June/ 2024

#### A. For Schemes: Funds received.

S.No	Admin Dept.	Name of Scheme (+imple-mentati on Agency )	PFMS Code &SLS Code	Category CS/CS S/ State/ EAP etc.	Opening Balance With CNA /SNA/Other- as applicable.		Opening Balance with the District/Council/ Others- as applicable.		Current Year Allocation District*		Fund received in the current Year		Total funds available for Scheme	Funds utilized- till now Amount & (% in bracket)		Amount for which UCs are pending at the end of previous year	Utilization Certificate submitted against total available funds for the current year	Amount for which UCs are pending issue date.		Remarks
					Central Share	State Share	Central Share	State Share	Central Share	State Share	Central Share	State Share		Central Share	State Share			Of Previous Year	Of Current Year	
1	D.S.O. Bongaigaon	Khelo India Small Coaching Centre (Hockey)	-	-	-	-	-	-	10 Lakh	-	2023	-	10 Lakh	-	0%	-	-	-	10 lakh	-
2	D.S.O. Bongaigaon	Khelo India Small Coaching Centre (Football)	-	-	-	-	-	-	5 Lakh	-	2023	-	5 Lakh	-	0%	-	-	-	5 lakh	-

\* - will be provided by the HOD / Concerned Agency. PFMS: Public Finance Management System; SLS: State Linked Scheme-State Code.

## Annexure-B

#### B. Schemes for which no funds are received by the District/ Council: For (Please visit <https://www.indiabudget.gov.in/index.php> and concerned Ministry / Department website to know the list of Central schemes of current and previous years)

S.No	Administrative Department	Scheme Name	Reasons	Remarks if any
1	Nil	Nil	Nil	Nil
2				

District Sports Officer,  
Bongaigaon - Assam

Physical Progress Works under different schemes/ Programmes / Projects across Departments  
of Current Year

Sl. No.	Admin. Dept.	Name of Scheme	Number of Works Sanctioned in the current Year	Progress of current year works/ Services- Categorise number of works based on the stage of Physical progress					
				100%	75-99%	50-74%	25-49%	1-25%	Not started
1	DSO Bongaigaon	Chief Minister Samgraya Gramya Unnayan Yajana (Playground Development)	Nil	5	3	2	-	-	Nil
2	D.S.O. Bongaigaon	Khelo India Small Coaching Centre (Hockey)	1	-	1	-	-	-	-
3	D.S.O. Bongaigaon	Khelo India Small Coaching Centre (Football)	1	-	1	-	-	-	-

Physical Progress Works under different schemes/ Programmes / Projects across Departments  
of Previous Year

S.No.	Admin. Dept.	Name of Scheme	Total No. of works pending as on the last date of the previous Financial Year	No. of Years delayed for completion as on the last date of the last Financial year- Categorise works based on the delay in completion				Total	Progress of Pending works of previous Years Pending as on the last date of last Financial Year- Categorise works based on the stage of physical progress					
				Less than 1 yr	>=1 to <3 Yrs	>=3 to <5 Yrs.	>=5		100%	75-99%	50-74%	25-49%	1-25%	Not started
1	D.S.O Bongaigaon	Chief Minister Samgraya Gramya Unnayan Yajana (Playground Development)	10	10	-	-	10	5	3	2	-	-	Nil	
2	D.S.O. Bongaigaon	Khelo India Small Coaching Centre (Hockey)	1	1	-	-	1	1	-	-	-	-	-	
3	D.S.O. Bongaigaon	Khelo India Small Coaching Centre (Football)	1	1	-	-	1	1	-	-	-	-	-	

5/2/18 District Sports Officer,  
Bongaigaon - Assam

### PROFORMA

S.I No	Name of the programme being monitored	Name of the portal (if any) connected with the programme	Reporting Mode		Progress (%)			Position of the District as on date
			Daily	Monthly	District	State	Nation	
1	Nil	Nil	Nil	Nil	Nil	Nil	Nil	Nil

  
District Sports Officer  
Bongaigaon  
District Sports Officer  
Bongaigaon - Assam



Annexure-A

Monthly status of Fund Receipt and utilisation for the month of June, 2024

A. For the Schemes: Funds received

S.No.	Admin. Dept.	Name of Scheme (+Implementation Agency)	PFMS Code & SLS Code	Category C/S/CSS/State/EA Pct.	Opening Balance with CNA /SNA/ Others- as applicable		Opening Balance with the district/council/other as applicable		Current Year Allocation to district		Fund Received in the current Year		Total funds available for scheme	Funds utilised till now Amount & (% in Bracket)		Amount for which Ucs are pending at the end of previous year	Utilisation certificate submitted against total available funds for the current year	Amount for which Ucs are pending as on date		Remarks
					Central Share	State Share	Central Share	State Share	Central Share	State Share	Central Share	State Share		Central Share	State Share			Of previous year	of current year	
1	2	3	4	5	6	7	8	9	10	11	12	13	14	15	16	17	18	19	20	21
1	Tourism	Nil)	..	Nil	..	..	..	..	..	..	..	..	Nil	..	..	..	..	..	..	Nil

\*=will be provided by the HOD /Concerned Agency PFMS: Public Finance Management; SLS: State Link Scheme -State code.

Annexure-B

B. Schemes for which no funds are received by the District/Council: For (Please visit -<https://www.indiabudget.gov.in/index.php> -and concerned Ministry/Department website to know the list of Central Schemes of current and previous year.)

S.No.	Administrative Department	Scheme Name	Reasons	Remarks if any
1	Tourism	NA	NA	

Tourism Development Officer,  
Barpeta

PhysicalProgressofWorksunderdifferentSchemes/Programmes/ProjectsacrossDepartments-ofcurrentyear

SINo	Admin.Dept.	NameofScheme	Number of WorksSanctionedintheCu rrentYear	Progress of Current Year Works/Services- Categorise Number ofWorks based on the stage of Physical Progress						
				100%	75-99%	50-74%	25-49%	1-25%	Notstarted	
1	Tourism	NA	....	..	..	..	..	..	..	

Tourism Development Officer,  
Barpeta

## Physical Progress of Works under different Schemes/Programmes/Projects across Departments-of Previous year

Sl.No.	Admin.Dept.	Name of Scheme	Total number of Works pending as on the last date of Previous Financial Year	Number of Years delayed for completion-as on the last date of last financial Year-Categorise works based on the delay in completion.					Progress of Pending works of Previous Years- pending as on the last date of last Financial Year-Categorise works based on the stage of physical progress						
				Less than 1 Year	>=1to<3 yrs	>=3to<5 yrs	>=5	Total	100%	75-99%	50-74%	25-49%	1-25%	NOT STARTED	
1	Tourism	NIL	NA	NA	NA	NA	NA	NA	NA	NA	NA	NA	NA	NA	NA

Tourism Development Officer,  
Barpeta

Annexure-A

Monthly status of Fund Receipt and utilisation for the month of June, 2024

A. For the Schemes: Funds received

S.No.	Admin. Dept.	Name of Scheme (+Implementation Agency)	PFMS Code & SLS Code	Category C/S/CSS/State/EA Pctc.	Opening Balance with CNA /SNA/ Others- as applicable		Opening Balance with the district/council/other as applicable		Current Year Allocation to district		Fund Received in the current Year		Total funds available for scheme	Funds utilised till now Amount & (% in Bracket)		Amount for which Ucs are pending at the end of previous year	Utilisation certificate submitted against total available funds for the current year	Amount for which Ucs are pending as on date		Remarks
					Central Share	State Share	Central Share	State Share	Central Share	State Share	Central Share	State Share		Central Share	State Share			Of previous year	of current year	
1	2	3	4	5	6	7	8	9	10	11	12	13	14	15	16	17	18	19	20	21
1	Tribal Affairs	Nil)	..	Nil	..	..	..	..	..	..	..	..	Nil	..	..	..	..	..	..	Nil

\*=will be provided by the HOD /Concerned Agency PFMS: Public Finance Management; SLS: State Link Scheme -State code.

Annexure-B

B. Schemes for which no funds are received by the District/Council: For (Please visit -<https://www.indiabudget.gov.in/index.php> -and concerned Ministry/Department website to know the list of Central Schemes of current and previous year.)

S.No.	Administrative Department	Scheme Name	Reasons	Remarks if any
1	Tribal Affairs	NA	NA	

Joint Director of Tribal Affairs, Bongaigaon

PhysicalProgressofWorksunderdifferentSchemes/Programmes/ProjectsacrossDepartments-ofcurrentyear

SINo	Admin.Dept.	NameofScheme	Number of WorksSanctionedintheCu rrentYear	Progress of Current Year Works/Services- Categorise Number ofWorks based on the stage of Physical Progress						
				100%	75-99%	50-74%	25-49%	1-25%	Notstarted	
1	Tribal Affairs	NA	....	..	..	..	..	..	..	

Joint Director of Tribal Affairs, Bongaigaon

## Physical Progress of Works under different Schemes/Programmes/Projects across Departments-of-Previous year

Sl.No.	Admin.Dept.	Name of Scheme	Total number of Works pending as on the last date of Previous Financial Year	Number of Years delayed for completion-as on the last date of last financial Year-Categorise works based on the delay in completion.					Progress of Pending works of Previous Years- pending as on the last date of last Financial Year-Categorise works based on the stage of physical progress						
				Less than 1 Year	>=1to<3 yrs	>=3to<5 yrs	>=5	Total	100%	75-99%	50-74%	25-49%	1-25%	NOT STARTED	
1	Tribal Affairs	NIL	NA	NA	NA	NA	NA	NA	NA	NA	NA	NA	NA	NA	NA



**Monthly status of Fund receipt and utilisation for the Month of June 2024**

**Annexure-A**

S.No	Admin. Dept.	Name of Scheme (+Imple- mentation Agency)	PFMS Code & SLS Code	A. For Schemes: Funds received																
				Category CS/CSS/ State/ EAP	Opening		Opening Balance with		Current Year		Fund received in		Total funds available for Scheme	Funds utilised- till now		Amount for which UCs are	Utilisation Certificate submitted	Amount for which		Remarks
					Central Share	State Share	Central Share	State Share	Central Share	State Share	Central Share	State Share		Central Share	State Share			Central Share	State Share	
1	2	3	4	5	6	7	8	9	10	11	12	13	14	15	16	17	18	19	20	21
1	Water Resources	Nil																Nil	Nil	State Share is

\* = will be provided by the HOD / Concerned Agency. PFMS: Public Finance Management System; SLS: State Linked Scheme-State Code.

Executive Engineer  
Bongaigaon W.R.Division,  
Bongaigaon

**Annexure-B**

**B. Schemes for which no funds are received by the District/ Council:**

S.No	Administrative Department	Scheme Name	Reasons	Remarks if any
5	Water Resources	I/M for recoupment of Pachonia area from flood devastation of river Brahmaputra on its right bank under SDRF for 2021-22.		Work completed and demand submitted

Executive Engineer  
Bongaigaon W.R.Division,  
Bongaigaon



**Physical Progress of Works under different Schemes / Programmes / Projects across Department of Current Year**

S.No	Admin. Dept.	Name of Scheme	Number of Works sanctioned in the current Year	Progress of Current Year works / Services- Categorise number of works based on the stage of physical progress						
				100%	75-99%	50-74%	25-49%	1-25%	Not started	
	Water Resources	Nil	Nil							

Annexure-D

**Physical Progress of Works under different Schemes / Programmes / Projects across Department of Previous Years**

S.No	Admin. Dept.	Name of Scheme	Total Number of Works pending as on the last date of previous	Number of Years delayed for completion - as on the last date of last Financial Year-Categorise					Progress of Pending works of previous Years pending as on the last date of last Financial Year-Categorise works based on					
				Less than 1 Yr	>=1 to <3 Yrs	>=3 to <5Yrs	>=5	Total	100%	75-99%	50-74%	25-49%	1-25%	Not started
5	-do-	I/M for recoupment of Pachonia are a from flood devastation of river Brahmaputra on its right bank under S DRF for 2021-22.	1		yes				100%					

Executive Engineer  
Bongaigaon W.R.Division,  
Bongaigaon

## Monthly status of Fund Receipt and utilisation for the month of June, 2024

## A. For the Schemes: Funds received

S. No.	Admin. Dept.	Name of scheme (Implementation agency)	PFMS Code & SIs Code	Category CS/ CSS/ State/ EAP etc.	Opening Balance with CNA/ SNA/ Others- as applicable		Opening Balance with the district/ council/ others as applicable		Current Year Allocation to district In lakhs		Fund Received in the current Year		Total funds available for scheme	Funds utilised till now Amount & (% in Bracket) (in lakhs)		Amount for which Ucs are pending at the end of previous year	Utilisation certificate Submitted against total available funds for the current year	Amount for which UCs are pending as on date		Remarks
					Central Share	State Share	Central Share	State Share	Central Share	State Share	Central Share	State Share		Central Share	State Share			Of previous year	of current year	
1	2	3	4	5	6	7	8	9	10	11	12	13	14	15	16	17	18	19	20	21
1	P&RD	PMAY-G	NA	NA	NA	NA	NA	NA	1518.40	0	1518.40	0	208.00	1310.40	0	0	0	0	0	0
2		MGNREGA	NA	NA	NA	NA	NA	NA	567.96	0	567.96	0	567.96	567.96	0	0	0	0	0	0

\*= will be provided by the HOD / Concerned Agency PFMS: Public Finance Management ; SLS: State Link Scheme -State code.

B. Schemes for which no funds are received by the District/Council: For (Please visit-<https://www.indiabudget.govt.in/index.php>- and concerned Ministry/Department website to know the list of Central Schemes of current and previous year.)

Sl No.	Administrative Department	Scheme Name	Reasons	Remarks if any
1	P&RD	Nil	Nil	Nil


Chief Executive Officer  
Bongaigaon Zilla Parishad  
Bongaigaon

5/7/24

## Annexure-C

## Physical Progress of Works under different Schemes / Programmes / Projects across Departments -of current year

Sl No	Admin. Dept.	Name of Scheme	Number of Works Sanctioned in the Current Year	Progress of Current Year Works/Services- Categorise Number of Works based on the stage of Physical Progress					
				100%	75-99%	50-74%	25-49%	1-25%	Not started
1	P&RD	PMAY-G	1168	789	159	109	53	9	49
		MGNREGA	0	0	0	0	0	0	0

  
 Chief Executive Officer  
 Bongaigaon Zilla Parishad  
 Bongaigaon

  
 5/7/24



## Physical Progress of Works under different Schemes / Programmes / Projects across Departments -of Previous year

Sl. No.	Admin. Dept.	Name of Scheme	Total number of Works pending as on the last date of Previous Financial Year	Number of Years delayed for completion-as on the last date of last financial Year- Categorise works based on the delay in completion.					Progress of Pending works of Previous Years- pending as on the last date of last Financial Year-Categorise works based on the stage of physical progress						
				Less then 1 Year	>=1 to <3 yrs	>=3 to <5 yrs	>=5	Total	100%	75-99%	50-74%	25-49%	1-25%	NOT STARTED	
1	P&RD	PMAY-G	1684	544	891	207	42	1684	-	yes					
2		MGNREGA	2687	566	1867	254	0	2687	0	615	606	421	1045	0	



Chief Executive Officer  
Bongaigaon Zilla Parishad  
Bongaigaon