

~~PA~~
~~12/2~~

~~APO~~


12/2/2023

**Physical & Financial Progress of Works under
different Schemes/ Programmes/Projects
across Departments- of Current Year &
Previous Year**

District Agricultural Office, Bongaigaon

	AGRICULTURE OFFICE, BONGAIGAON	FASAL BIMA YOJNA (PMFBY)																		
	O/O THE DISTRICT AGRICULTURE OFFICE, BONGAIGAON	NATIONAL MISSION ON OIL SEED & OIL PALM (NMOOP)	AS77-AS	CSS	NIL	NIL	NIL	NIL	NIL	NIL	NIL	NIL	NIL	NIL	NIL	NIL	NIL	NIL	NIL	NIL
8	O/O THE DISTRICT AGRICULTURE OFFICE, BONGAIGAON	NATONAL PROJECT ON SOIL HEALTH & FERTILITY	AS53-AS	CSS	2,48,180/-	NIL	NIL	NIL	NIL	NIL	NIL	NIL	2,48,180/-	WORKS NOT STARTED	-	SUBMITTED BY DISTRICT AGRICULTURE OFFICE, BONGAIGAON.	WORKS NOT STARTED	SUBMITTED BY DISTRICT AGRICULTURE OFFICE, BONGAIGAON.	2,48,180/-	
9	O/O THE DISTRICT AGRICULTURE OFFICE, BONGAIGAON	CSS-ATMA (SAME) - SUBMISSION ON AGRICULTURE EXTENSION	AS52-AS	CSS	2,05,500/-	NIL	NIL	NIL	NIL	NIL	1,95,500/-	10,000/-	2,05,500/-	WORKS NOT STARTED	-	SUBMITTED BY SAMETI	WORKS NOT STARTED	SUBMITTED BY SAMETI	2,05,500/-	
10	O/O THE DISTRICT AGRICULTURE OFFICE, BONGAIGAON	PARAMPARAGATA KRISHI VIKASH YOJNA (PKVY)	AS76-AS	CS	NIL	NIL	NIL	NIL	NIL	NIL	NIL	NIL	NIL	NIL	NIL	NIL	NIL	NIL	NIL	NIL

*= will be provided by the HOD/Concerned Agency. PFMS: Public Finance Management System; SLS: State Linked Scheme-State Code.

19/07/23
DAO, Bongaigaon

B. Schemes for which no funds are received by the District/Council: For (Please visit <https://www.indiabudget.gov.in/index.php> and concerned Ministry/Department website to know the list of Central schemes of current and previous years)

S.No	Administrative Department	SchemeName	Reasons	Remarks if any
1	O/O THE DISTRICT AGRICULTURE OFFICE, BONGAIGAON	HMNEH	EXPENDITURE MADE AND COMMITTED FOR PAYMENT (DUE TO SOME TECHNICAL ERROR IN PFMS)	Rs. 1 Lakh fund was released but returned back due to failure in PFMS in stipulated time

Physical Progress of Works under different Schemes/ Programmes/Projects across Departments- of Current Year

S.No	Admin Dept.	Name of Scheme	Number of Works sanctioned in the current Year	Progress of Current Year works / Services- Categorize number of works based on the stage of physical progress					
				100%	75-99%	50-74%	25-49%	1-25%	Not started
1		Pradhan Mantri Kisan Samman Nidhi (PM-KISAN)	Total farm families : 77220 nos.						
			Eligible beneficiaries : 46055 nos.			60%			
			Aadhaar Authenticate : 29857 nos.			65%			
			Total eKYC done : 29871 nos.			65%			
			Land Record Accepted : 41648 nos		90%				
2		Pradhan Mantri Fasal Bima Yojana (PMFBY)	Target: 26753 nos. Notified Crops- Sali Paddy,Blackgram,Maize						214 nos. of farmers enrolled. Registration going on.
3		Kisan Credit Card (KCC)	No Target						78 nos. KKC application sponsored
4		Rashtriya Krishi Vikash Yojana (RKVY)	Sali Paddy (Var: Sital Seni) • Quantity- 27.5 qtls • Area : 73 ha • No. of beneficiaries:180						Work not started.
			Community Nursery (Var: Bina 10) • Quantity : 350 qtls • Area : 70 Ha			Seeds distributed			Some groups have not received yet. Reason: Not received the fund of last year.
5		National Food Security Mission (NFSM) now Food and Nutrition security (FNS) Scheme	Seed distribution of HYV Paddy (Var: Ranjit Sub 1, Bahadur Sub 1, Numoli & Bina dhan 10) Total Seeds : 3760 qtls Area : 9400 Ha No. of beneficiaries: 20,000 nos.	Seeds distributed		60 % Seeds sown			
			Seed distribution of Hybrid Paddy (Var: SAVA 134) Total Seeds : 35 qtls Area: 350 Ha No. of beneficiaries: 870 nos.	Seeds distributed		60 % Seeds sown			

District Agriculture Office, Bongaigaon

S.No	Admi n. Dept.	Name of Scheme	Number of Works sanctioned in the current Year	Progress of Current Year works / Services- Categorize number of works based on the stage of physical progress						
				100%	75-99%	50-74%	25-49%	1-25%	Not started	
6	District Agriculture Office, Bongaigaon	National Food Security Mission (NFSM) now Food and Nutrition security (FNS) Scheme	Line Transplanting: 1 no. (Var: Bahadur Sub I)	Seeds distributed		70% Seed sown in nursery bed.				
			Quantity: 40 qtls							
			Area: 100 ha							
			No. of beneficiary : 250 nos.	Seeds distributed						Work not started
			SRI : 1 no. (Var: Bahadur Sub .I)							
			Quantity: 10 qtls							
			Area: 100 ha	Seeds distributed						Work not started
			No. of beneficiary : 200 nos.							
			DSR: 1 no. (Var: Bina Dhan)							
			Quantity: 40 qtls	Seeds distributed						Work not started
Area: 100 ha										
No. of beneficiary : 250 nos.										
STV : 2 nos. (Var: Ranjit Sub I)	Seeds distributed		80% Seed sown in nursery bed.							
Quantity: 80 qtls										
Area: 200 ha										
No. of beneficiary : 500 nos.	Seeds distributed		80% Seed sown in nursery bed.							
CSBD : 3 nos. (Var: Numoli)										
Quantity: 120 qtls										
Area: 300 ha	-	-	-	-	-	-	-	-		
No. of beneficiary : 750 nos.										
Low Cost Preservation Unit (Multipurpose Pulverizer)										
Quantity Alloted : 45 nos.	-	-	-	-	-	-	-	-		
No. of beneficiaries: 45 nos.										
7		Horticulture Mission for North East and Himalayan States (HMNEH)								Collection of Application from Hortnet registered women farmer is going on.

S.No	Admin .Dept.	Name of Scheme	Number of Works sanctioned in the current Year	Progress of Current Year works / Services- Categorise number of works based on the stage of physical progress					
				100%	75-99%	50-74%	25-49%	1-25%	Not started
8	District Agriculture Office, Bongaigaon	Assam Agribusiness and Rural Transformation Project (APART)	NIL						
		Assam Fodder Mission							
		Assam Millet Mission	NIL						
		Horticulture	2 in 1 battery operated sprayers distribution Beneficiaries: a) Aie Valley – 3 nos. b) Krishijyoti Agro producer Co. – 1 no. c) Birjhora FPC- 3 nos. d) Joha Rice FPC- 3 nos. Total – 10 nos.	Distributed					
			Rain Shelter Tomato Area:100 sq m. No. of beneficiaries: 2 nos.	Beneficiary list has been approved by DLCC, APART			25%		Request For Quotation done. Quotations not received yet.
		Vermicompost Unit Specification of the unit: 15ft length, 5 ft breadth & 3 ft height. No. of beneficiary : 1 no.	Beneficiary list has been approved by DLCC, APART			25%		Work going on. (Selected beneficiary will purchase the inputs for the Vermicompost unit.)	


No	Admin. Dept.	Name of Scheme	Number of Works sanctioned in the current Year	Progress of Current Year works / Services- Categorise number of works based on the stage of physical progress						
				100%	75-99%	50-74%	25-49%	1-25%	Not started	
	District Agriculture Office, Bongaigaon	Sali Paddy	ICMD Demo (0.4 ha)							Beneficiary list collection going on.
			a) Ranjit Sub 1 @ 16 kg per demo No. of beneficiary: 10 nos.				30%			
			b) Bahadur Sub 1 @ 16 kg per demo No. of beneficiary: 4 nos.				30%			
			c) Swarna Sub 1 @ 16 kg per demo No. of beneficiary: 4 nos.				30%			
			d) Bina Dhan 11 @ 16 kg per demo No. of beneficiary: 2 nos.				30%			
			Minikit Demo (0.125 ha)							
			a) Ranjit Sub 1 @ 5 kg per demo No. of beneficiary: 130 nos.				30%			
			b) Bahadur Sub 1 @ 5 kg per demo No. of beneficiary: 45 nos.				30%			
			c) Swarna Sub 1 @ 5 kg per demo No. of beneficiary: 5 nos.							

S.No	Admin. Dept.	Name of Scheme	Number of Works sanctioned in the current Year	Progress of Current Year works / Services- Categorise number of works based on the stage of physical progress						
				100%	75-99%	50-74%	25-49%	1-25%	Not started	
		Sali Paddy	Varietal Cafeteria Total= 3 nos. Variety- 10nos. Cafeteria I Location : Village Rashigaon under Bidyapur ADO Circle. Beneficiary name: Hariprasad Nath Area : 2000 sq. m. Varieties: Numoli, Ranjit, Banni, Sonajul, Kalabhog, Fulpakhuri, Bangalakhi, Panso paspanna, Laljit, Daria Cafeteria II Location : Village Sawngaon under Bidyapur ADO circle Beneficiary name: Kanteswar Singha Area : 2000 sq. m. Varieties: Aijong, Boko, Bhog Kala, Notun Bonni, Fulpakhir, Sawtali, Goyasori, Numoli, Gulpi, Kahero Cafeteria II Location : Village Kasarpara under Boitamari ADO Circle Beneficiary name: Nilima Kalita Area : 2000 sq. m. Varieties: Ranjit Sub I, Bahadur Sub I, Swarna Sub I, Kola Joha, Dangor Joha, Kola Gujuri, Keteki Joha, Maniki Madhuri, Black Rice, 555	Seed Sowing completed						
9		ATMA	Training- 05 @ Rs. 7,500/- per training Agriculture Demonstration-05 @ Rs. 4,000/- per demonstration Allied Demonstration- 05 @ Rs. 4,000/- per demonstration Farmer Scientist Interaction- 1 @ Rs. 20,000/- per interaction Operational Expenses (District)-01 @ Rs. 10,000/- per unit Rewards and Incentives- 04 @ Rs. 20,000/- per awardee Operational Expenses for DFAC meeting-1 @ Rs. 5,000/- per meeting Operational Expenses for BFAC meeting-5 @ Rs. 26,000/- per meeting	DFAC meeting completed						List submitted for Governing Body approval

Physical Progress of Works under different Schemes/ Programmes/Projects across Departments- of Previous Years

S.No	Admin Dept.	Name of Scheme	Total Number of Works pending as on the last date of previous Financial Year	Number of Years delayed for completion - as on the last date of last Financial Year-Categories works based on the delay in completion.					Progress of Pending works of previous Years pending as on the last date of last Financial Year-Categorise works based on the stage of physical progress						
				Less than 1Yr	>=1 to <3 Yrs	>=3 to <5Yrs	>=5	Total	100%	75-99%	50-74%	25-49%	1-25%	Not started	
1	District Agriculture Office, Bongaigaon	CMMSGUY(Chief Minister Samagra Grammya Unnayan Yojana)	3 nos. of Combine harvester (1no./LAC)	Less than 1Yr					Delivery order issued for 3 nos. of Combine harvester				Ino. of Combine harvester distributed to Barekamara FPC		
2		Rashtriya Krishi Vikash Yojana (RKVY)	Reaper-10 nos. Mini Oil Mill,2022-23 • Alloted: 10 nos.	Less than 1Yr					DLSC approved: 10 nos.					Not started	Draft not submitted by beneficiaries
3		National Food Security Mission (NFSM) now Food and Nutrition security (FNS) Scheme	Distribution of Subsidized Power Tillers, 2021-22 Total allotted= 54 nos. Delivered = 32 nos. Pending =22 nos.		1-2 years				DLSC approved: 54 nos.						
		Distribution of Subsidized Pump-sets,2021-22 Total allotted= 94 nos. DLSC for 19 nos. done in 2021-22	Less than 1 year							DLSC for 32 nos. done in the current financial years.			Delivered 16 nos.		Total no. of pumpset approved by DLSC=51 nos. Distributed= 16 nos. Draft Collection pending- 35nos. No application received for 43 nos. of pumpsets.

S.No	Admin. Dept.	Name of Scheme	Total Number of Workspending as on the last date of previous Financial Year	Number of Years delayed for completion - as on the last date of last Financial Year-Categories works based on the delay in completion.					Progress of Pending works of previous Years pending as on the last date of last Financial Year-Categorise works based on the stage of physical progress						
				Less than 1 Yr	>=1 to <3 Yrs	>=3 to <5 Yrs	>=5	Total	100%	75-99%	50-74%	25-49%	1-25%	Not started	
4	District Agriculture Office, Bongaigaon	Horticulture Mission for North East and Himalayan States (HMNEH)	Low Cost Preservation Unit (Multipurpose Pulverizer)						Application collected						Required number of Hortnet registered applications are ready for selection in the District level Selection Committee(DLSC) and will be completed within 15 th July'2023.
			Spillover Year, 2020-21 Quantity: 10 nos.												
			Spillover Year, 2021-2022 Quantity: 08 nos.												
			HMNEH,2022-23 Quantity : 14	Target Received including Spill Over allotment=32 nos. during 2022-23											


 District Agriculture Officer
 Bongaigaon


Collection of Revenue for the financial years 2020-21, 2021-22, 2022-23 and 2023-24 (upto June/2023) under Aie Valley Division, Bongaigaon.

Sl. No.	Year	Revenue Collection.	Revenue deposited by others department	Total Amount
1	2020-21	3,40,76,387.00	2,46,51,026.00	5,87,27,413.00
2	2021-22	3,24,45,635.00	2,52,52,959.00	5,76,98,594.00
3	2022-23	5,35,52,832.00	2,76,50,434.00	8,12,03,266.00
4	2023-24 (upto June/2023)	47,64,070.00	43,74,156.00	91,38,226.00
		12,48,38,924.00	8,19,28,575.00	20,67,67,499.00


Divisional Forest Officer
Aie-Valley Division
Bongaigaon


Plantation under APFBC Schemes 2021-22

Location and Scheme	Area (in Hectare)	Range	Period of Implementation	Expected Completion Date
Dewangaon-Rabhapara in Nakkati RF under APFBC Phase-II	100	Bongaigaon Depot	4 years	31 st July/2023
Hapachara in Kakojana RF under APFBC Phase-II	110	Abhayapuri Range	-do-	-do-
Bowalimari in Bhairab Hill RF under APFBC Phase-II	60	Abhayapuri Range	-do-	-do-
Oudubi in Bhairab Hill RF under APFBC Phase-II	130	Abhayapuri Range	-do-	-do-
Chagalkhuti JFMC under APFBC Phase-II	25	Bahalpur Range	-do-	-do-
Dewangaon JFMC under APFBC Phase-II	25	Bongaigaon Depot	-do-	-do-


Divisional Forest Officer
Ala-valley Division
Bongaigaon


On going works for Erection of fencing and plantation under CAMPA Scheme by Contractor

Sl. No.	Name of Scheme	Plantation type	Location	Area (in ha)	Tender value	Physical Progress	Financial Progress	Time for completion	Remarks
1	CAMPA APO of 2020-21	ANR	Charakhola	50	87,88,920.30	Under progress	0	3 years 6 months (20.08.2025)	Erection of fencing work is already completed and plantation work is going on
2		AR	Gossaipara	25	67,57,206.30	Under progress	0	5 years 6 months (20.08.2027)	Erection of fencing work is going on but plantation work is not done yet.
3		Sal Coppice Management	Arrearjhar	50	67,67,838.95	Under progress	0	4 years 6 months (20.08.2026)	Erection of fencing work is going on but management work is not done yet.
4	CAMPA APO of 2021-22	AR	Rakhalthakur	50	43,52,859.00	Under progress	0	1 year (18.10.2023)	Erection of fencing work are going on.
5		AR	Barkhata Pt-I	50	54,81,378.00	Under progress	0	1 year (18.10.2023)	


 Divisional Forest Officer
 Ate-valley Division
 Bongaigaon

On going works for Erection of fencing and plantation under CAMPA Scheme by Departmentally


Sl. No.	Name of Scheme	Plantation type	Location	Area (in ha)	Fund Released	Physical Progress	Financial	Expected time for completion	Remarks
1	CAMP APO of 2021-22	AR	Rakhalthakur	50	20,62,500.00	Under progress	18,60,020.00	3 years (06.10.2025)	Fund released for raising of site nursery and the work is going on.
2		AR	Barkhata Pt-I	50	20,62,500.00	Under progress	18,60,020.00	3 years (06.10.2025)	
3	CAMP APO of 2022-23	AR	Khagarpur Pt-III (Barekamara)	50	20,62,500.00	Under progress	17,36,540.00	3 years (29.12.2025)	


 Divisional Forest Officer
 Ato-Valley Division
 Bungaigaon

MONTHLY STATUS OF FUND RECEIPT AND UTILIZATION FOR THE MONTH OF JUNE, 2023

A. FOR SCHEMES: FUNDS RECEIVED.


SI NO.	ADMIN DEPT.	NAME OF SCHEME (+Implementation Agency)	PFMS Code & SLS Code	category CS/CSS/State/ EAP etc.	Opening Balance with CAN/SNA/Others- as applicable		Opening Balance with the District/ Council/Others- as applicable		Current Year Allocation to District		Fund Received in the current Year		Total funds available for scheme	Funds utilised-till now Amount & (%in bracket)		Amount for which Ucs are pending at the end of previous year	Utilization Certificate submitted against total available funds for the current year	Amount for which Ucs are pending as on date		Remarks
					Central Share	State Share	Central Share	State Share	Central Share	State Share	Central Share	State Share		Central Share	State Share			Of Previous Year	Of current year	
1	2	3	4	5	6	7	8	9	10	11	12	13	14	15	16	17	18	19	20	21
	OFFICE OF THE ASSTT. REGISTRAR OF COOP: SOCIETIES, NORTH SALMARA, ABHAYAPURI	NIL	NIL	NIL	NIL	NIL	NIL	NIL	NIL	NIL	NIL	NIL	NIL	NIL	NIL	NIL	NIL	NIL	NIL	


 Asstt Registrar of Co Op
 Societies, North Salmara
 dt/ Abhayapuri
 11/7

Annexure B


Schemes for which no funds are received by the district/ Council: For

SL NO	ADMINISTRATIVE DEPARTMENT	SCHEME NAME	REASONS	REMARKS IF ANY
1	OFFICE OF THE ASSTT. REGISTRAR OF COOP: SOCIETIES, NORTH SALMARA, ABHAYAPURI	NIL	NIL	NIL


 Asst. Registrar of Co-Op
 Societies, North Salmara
 Abhayapuri
 11/7


Physical Progress of Works under different Schemes/ Programmes/Projects across Departments- of Current Year

Sl.No	Admin. Dept.	Name of Scheme	Number of Works sanctioned in the current Year	Progress of Current Year works / Services- Categorise number of works based on the state of physical progress					
				100%	75-99%	50-74%	25-49%	1-25%	Not started
1	OFFICE OF THE ASSTT. REGISTRAR OF COOP: SOCIETIES, NORTH SALMARA, ABHAYAPURI	NIL	NIL	NIL	NIL	NIL	NIL	NIL	NIL


 Asstt. Registrar of Co Op
 Societies, North Salmara
 11/7 abhayapuri

Physical Progress of Works under different Schemes/ Programmes/ Projects across Departments-of Previous Years

SI NO	ADMIN DEPT	NAME OF SCHEME	TOTAL NO OF WORKS PENDING	NUMBER OF YEARS DELAYED FOR COMPLETION- as on the last date of last Financial Year-Categorise works based on the delay in completion					PROGRESS OF PENDING WORKS OF PREVIOUS YEARS pending as on the last Financial Year-Categorise works based on the stage of physical progress						
				Less than 1 Yr	>=1 to <3	>=3 to <5	>=5	total	100%	75-99%	50-74%	25-49%	1-25%	Not started	
1	OFFICE OF THE ASSTT. REGISTRAR OF COOP: SOCIETIES, NORTH SALMARA, ABHAYAPURI	NIL	NIL	NIL	NIL	NIL	NIL	NIL	NIL	NIL	NIL	NIL	NIL	NIL	NIL


 Asstt. Registrar of Co Op
 Societies, North Salmara
 Abhayapuri
 11/7

Monthly status of Fund receipt and utilisation for the month of June, 2023

Annexure A

A. For scheme : Funds received.


Sl No	Admin Dept	Name of Scheme (+Implementation Agency)	PFMS codes SLS code	Category CS/CSS/State/EAP etc	Opening Balance with CAN/SNA/ other-as applicable		Opening Balance with the District/Council/ Others-as applicable		Current Year Allocation to District		Fund received in the current Year		Total funds available for scheme	Funds utilised till now Amount & (% in bracket)		Amount for which Ucs are pending at the end of previous year	Utilisation Certificate submitted against total available funds for the current year	Amount for which Ucs as pending as on date		Remarks
					Central Share	State share	Central Share	State share	Central Share	State Share	Central share	State share		Central Share	State Share			Cf Previous Year	Cf Current Year	
1	2	3	4	5	6	7	8	9	10	11	12	13	14	15	16	17	18	19	20	21
1	Industries commerce & Public Enterprise	NIL	NA	NA	NA	NA	NA	NA	NA	NA	NANA	NA	NA	NA	NA	NA	NA	NA	NA	


 General Manager
 District Industries & Commerce Centre
 Bongaigaon

Annexure B

B. Schemes for which no funds are received by the District/Council : For (Please visit <https://www.indabudget.govt.in/index.php> and concerned Ministry / Department

SI No..	Administrative Department	Scheme Name	Scheme name	Remarks if any
1	Industries commerce & Public Enterprise	NIL	NA	NA


General Manager
District Industries & Commerce Centre
Bongaigaon

physical Progress of Works under different Scvhemes/ Programmes/Projects across departments -of Current Year

Annexure-C

SL No.	Admin Dept.	Name of the Scheme	Number Of Works sanctione d in the current Year	Progress of Current Year Works/Service- Catagories number of works based on the stage of physical progress					
				100%	75-99%	50-74%	25-49%	1-25%	Not Started
1	Industries Commerce & Public Enterprise Dept.	NIL	NA	NA	NA	NA	NA	NA	NA

Waw
11/7/2017

General Manager
District Industries & Commerce Centre
Bongaigaon

Annexure D

physical Progress of Works under different Scvhemes/ Programmes/Projects across departments -of Previous Year

SL No.	Admin Dept.	Name of the Scheme	Total Number of Workes	n - as on the last date of last Financial Year-Catagorise					Progress of Pending works of Previous Years Pending as on the last					Not Started	
				Less than 1 Yr	>=1 to <3 Yr	>=3 to <5 Yr	>=5	Total	100%	75-99%	50-74%	25-49%	1-25%		
1	Industries Commerc & Public Enterprise Dept.	NIL	NA	NA	NA	NA	NA	NA	NA	NA	NA	NA	NA	NA	NA


 General Manager
 District Industries & Commerce Centre
 Bongaigaon

MONTHLY STATUS OF FUND RECEIPT AND UTILISATION FOR THE MONTH OF JUNE YEAR 2023.

A. For Schemes: Funds received.

S.No	Admin. Dept.	Name of Scheme (+Implementation Agency)	PFMS Code & SLS Code	Category CS/CSS/ State/ EAP etc.	Opening Balance With CNA /SNA/Others- as applicable.		Opening Balance with the District/Council/ Others-- as applicable.		Current Year Allocation to District*		Fund received in the current Year		Total funds available for Scheme	Funds utilised- till now Amount & (% in bracket)		Amount for which UCs are pending at the end of previous year	Utilisation Certificate submitted against total available funds for the current year	Amount for which UCs are pending as on date.		Remarks
					Central Share	State Share	Central Share	State Share	Central Share	State Share	Central Share	State Share		Central Share	State Share			Of Previous Year	Of Current Year	
1	2	3	4	5	6	7	8	9	10	11	12	13	14	15	16	17	18	19	20	21
1	Fishery Department	Pradhan mantrir matshya sampoda yojana	AS-178	CSS	425.10225	51.15025	425.10225	51.15025	269.0202	31.5578	72.60705	9.22745	6.69	419.75025 (98.74%)	49.81225 (97.38%)	Nil	74.1714	Nil	Nil	

District Fishery Dev. Officer
Bongaigaon

Annexure-B

B. Schemes for which no funds are received by the District/ Council: For (Please visit <https://www.indiabudget.gov.in/index.php>- and concerned Ministry / Department website to know the list of Central schemes of current and previous years)

S.No	Administrative Department	Scheme Name	Reasons	Remarks if any
1	Fishery Departmentt	Nil	Nil	Nil

District Fishery Dev. Officer
Bongaigaon

Physical Progress of Works under different Schemes/ Programmes/Projects across Departments- of Current Year

S.No	Admin. Dept.	Name of Scheme	Number of Works sanctioned in the current Year	Progress of Current Year works / Services- Categorise number of works based on the stage of physical progress					
				100%	75-99%	50-74%	25-49%	1-25%	Not started
A	Fishery Department	PMMSY, 2022-23							
1		Fin Fish Hatchery	2 nos.				2		
2		New Rearing pond	46 nos./ 8.00 ha	38 nos./ 6.35 ha	2 nos./ 0.30 ha	2 nos./ 0.30 ha			4 nos./ 1.05 ha
3		New pond construction	38 nos./ 11.00 ha	35 nos./ 10.25 ha		1 no./ 0.25 ha			2 nos./ 0.50 ha
4		Inputs for fish farming	38 nos./ 11.00 ha						38 nos./ 11.00 ha
5		Inputs for IFS under NEH	21 nos./ 6.50 ha						21 nos./ 6.50 ha
6		FL stocking in wetlands	5 nos./ 90.00 ha						5 nos./ 90.00 ha
7		Backyard ornamental unit	4 nos.	1 no.	1 no.		2 nos.		
8		Pen culture	2 nos./ 2.00 ha	1 no./ 1.00 ha			1 no./ 1.00 ha		
9		Mini Feed mill (2ton/day)	1 nos.						1 no.
10		Large Feed mill (20ton/day)	1 nos.				1 no.		
11		Fish Kiosk	1 nos.						
12		Boat & Net (Replacement)	2 nos.	2 nos.					
13	Livelihood support to fishers	500 nos.						500 nos.	

District Fishery Dev. Officer
Bongaigaon

Physical Progress of Works under different Schemes/ Programmes/Projects across Departments- of Previous Years

S.No	Admin. Dept.	Name of Scheme	Total Number of Works pending as on the last date of previous Financial Year	Number of Years delayed for completion - as on the last date of last Financial Year-Categorise works based on the delay in completion.					Progress of Pending works of previous Years pending as on the last date of last Financial Year-Categorise works based on					
				Less than 1 Yr	>=1 to <3 Yrs	>=3 to <5Yrs	>=5	Total	100%	75-99%	50-74%	25-49%	1-25%	Not started
A	Fishery Department	PMMSY, 2021-22												
1		Fish Hatchery	1 no.	Less than 1 Yr							1 no.			
2		Inputs for fish farming	6 nos.	Less than 1 Yr									6 nos.	
3		Backyard ornamental unit	1 no.	Less than 1 Yr						1 no.				
4		Medium RAS	1 no.	Less than 1 Yr							1 no.			
5		Medium Biofloc	1 no.	Less than 1 Yr						1 no.				

District Fishery Dev. Officer
Bongaigaon

Monthly status of Fund receipt and utilisation for the Month of June Year 2023

A. For Schemes: Funds received.

SL	Admin. Dept.	Name of Scheme (+Implementation Agency)	PFMS Code & SLS Code	Category CS/CSS/ State/ EAP etc.	Opening Balance With CNA/SNA/Other s-as applicable		Opening Balance with the District/Council /Others--as applicable		Current Year Allocation to District*		Fund received in the current Year		Total funds available for Scheme	Funds utilised till now Amount & (% in bracket)		Amount for which UCs are pending at the end of previous year	Utilisation Certificate submitted against total available funds for the current year	Amount for which UCs are pending as on date		Remarks
					Central Share	State Share	Central Share	State Share	Central Share	State Share	Central Share	State Share		Central Share	State Share			Of Previous Year	Of Current Year	
1	2	3	4	5	6	7	8	9	10	11	12	13	14	15	16	17	18	19	20	21
1		Implementing Agency, Directorate of Handloom & Textiles	Nil	EAP (Swanirbhar Naari Scheme)									Fund record is not available in the District. It is with DHT							2 nd phase registration of weavers is going on. 1428 weavers registered till date
2	Handloom & Textiles	Weavers Mudra Loan																		50 nos of Loan Proposal has been sent to various bank of the Dist. sanction & disbursed under process

Will be provided by the HOD / Concerned Agency. PFMS: Public Finance Management Systems; SLS: State Linked Scheme- State Code


 Superintendent
 Handloom & Textiles
 North Saimara, Abhayapuri

A. Schemes for which no funds are received by the District/Council:

Sl No	Administrative Department	Scheme Name	Reasons	Remarks if any
1	Handloom & Textiles	Swanirbhar Naari Scheme		2 nd phase online registration under the scheme is under process. 1428 nos of weavers registered till date.
2		Weavers Mudra Loan		50 nos of Loan Proposal has been sent to various bank of the Dist. sanction & disbursed under process


 Superintendent
 Handloom & Textiles
 North Salmara, Abhayapuri

Physical Progress of Works under different Schemes/Programmes/Projects across Departments- of Current Year

Sl. No	Admin. Dept.	Name of Scheme	Number of Works sanctioned in the current Year	Progress of Current Year works/Services- Categorise number of works based on the stage of Physical progress						Remarks
				100%	75-99%	50-74%	25-49%	1-25%	Not started	
1	2	3	4	5	6	7	8	9	10	11
1	Handloom & Textiles	Swanirbhar Naari Scheme								2 nd phase online registration is going on. 1428 nos weavers registered till date.
2		Weavers Mudra Loan								50 nos of Loan Proposal has been sent to various bank of the Dist. sanction & disbursed under process


 Superintendent
 Handloom & Textiles
 North Salmara, Abhayapuri

Physical Progress of Works under different Schemes/Programmes/Projects across Departments- of Previous Years

Sl. No	Admin. Dept.	Name of Scheme	Total Number of Works pending as on the last date of previous Financial Year	Number of Years delayed for completion - as on the last date of last Financial Year-Categorise works based on the delay in completion.					Progress of Pending works of previous Years pending as on the last date of last Financial Year-Categorise works based on the stage of physical progress					
				Less than 1 Yr	>=1 to <3 Yrs	>=3 to <5 Yrs	>=5	Total	100%	75-99%	50-74%	25-49%	1-25%	Not started
1	Handloom & Textiles	Swanirbhar Naari												
2		Weavers Mudra Loan												


 Superintendent
 Handloom & Textiles
 North Salmara, Abhayapuri

Monthly status of Fund receipt and utilisation for the Month of June, 2023 Year 2023-2024

A. For Schemes: Funds received.

S.No	Admin. Dept.	Name of Scheme (+Implementation Agency)	PFMS Code & SLS Code	Category CS/CSS/ State/ EAP etc.	Opening Balance With CNA /SNA/Others- as applicable.		Opening Balance with the District/Council/ Others- as applicable.		Current Year Allocation to District*		Fund received in the current Year		Total funds available for Scheme	Funds utilised-till now Amount & (% in bracket)		Amount for which UCs are pending at the end of previous year	Utilisation Certificate submitted against total available funds for the current year	Amount for which UCs are pending as on date.		Remarks
					Central Share	State Share	Central Share	State Share	Central Share	State Share	Central Share	State Share		Central Share	State Share			Of Previous Year	Of Current Year	
1	2	3	4	5	6	7	8	9	10	11	12	13	14	15	16	17	18	19	20	21
	Labour Welfare	NIL	NIL	NIL	NIL	NIL	NIL	NIL	NIL	NIL	NIL	NIL	NIL	NIL	NIL	NIL	NIL	NIL	NIL	NIL

* = will be provided by the HOD / Concerned Agency. PFMS: Public Finance Management System; SLS: State Linked Scheme-State Code.

Annexure-B

B. Schemes for which no funds are received by the District/ Council: For (Please visit <https://www.indiabudget.gov.in/index.php> and concerned Ministry / Department website to know the list of Central schemes of current and previous years)

S.No	Administrative Department	Scheme Name	Reasons	Remarks if any
1				
2				

[Signature]
Labour Officer
Bongaigaon

Annexure-C.


Physical Progress of Works under different Schemes/ Programmes/Projects across Departments- of Current Year

S.No	Admin. Dept.	Name of Scheme	Number of Works sanctioned in the current Year	Progress of Current Year works / Services- Categorise number of works based on the stage of physical progress					
				100%	75-99%	50-74%	25-49%	1-25%	Not started
1	Labour Welfare	NIL	NIL	NIL	NIL	NIL	NIL	NIL	NIL

Annexure-D

Physical Progress of Works under different Schemes/ Programmes/Projects across Departments- of Previous Years

S.No	Admin. Dept.	Name of Scheme	Total Number of Works pending as on the last date of previous Financial Year	Number of Years delayed for completion - as on the last date of last Financial Year-Categorise works based on the delay in completion.					Progress of Pending works of previous Years pending as on the last date of last Financial Year-Categorise works based on the stage of physical progress					
				Less than 1 Yr	>=1 to <3 Yrs	>=3 to <5Yrs	>=5	Total	100%	75-99%	50-74%	25-49%	1-25%	Not started
1	Labour Welfare	NIL	NIL	NIL	NIL	NIL	NIL	NIL	NIL	NIL	NIL	NIL	NIL	NIL


 6/7/2023
 Labour Officer
 Bongaigaon

Monthly status of Fund receipt and utilisation for the Month of June, Year 2023

PROGRAMME: JJM

A. For Schemes: Fund received.

(Rs. In Lakh)

Sl No.	Admin. Dept.	Name of Scheme (+Implementation Agency)		PFMS Code & SLS Code	Category CS/CSS/State/EAP etc	Opening Balance With CAN/SNA/Others -as applicable		Opening Balance with the District/Council/Others-as applicable		Current Year Allocation to District*		Fund received in the current year		Total fund available for Scheme	Fund utilised till now Amount & (5 in bracket)		Amount for which Ucs are pending at the end of previous year	Utilisation certificate submitted against total available funds for the current year	Amount for which Ucs are pending as on date		Remarks (Amount sanctioned receipt date)
		Name of Scheme	Implementation agency			Central Share	State Share	Central Share	State Share	Central Share	State Share	Central Share	State Share		Central Share	State Share			Central Share	State Share	
1	2	3		4	5	6	7	8	9	10	11	12	13	14	15	16	17	18	19	20	21
1	PHED Dept.	CHALANTAPARA PT-2 MINI PWSS	Medhi Traders	AS-65											20.97	2.33					11-Apr-2023
2	PHED Dept.	BARGHOLA PT I (PUB PARA) PWSS	Bhupen Nath	AS-65											14.63	1.63					11-Apr-2023
3	PHED Dept.	BAGHPARA MISSION PWSS	Subharata Bhowmik	AS-65											57.30	6.37					11-Apr-2023
4	PHED Dept.	KHOLABANDHA PWSS	Kamal Ch. Goyari	AS-65											13.12	1.46					11-Apr-2023
5	PHED Dept.	NARARVITA PT II PWSS	Manash Kr. Das	AS-65											28.20	3.13					11-Apr-2023
6	PHED Dept.	BORGHOLA PT II PWSS	Padmabati Construction (Ajit Jain)	AS-65		0.00	0.00	0.00	0.00	4050.00	450.00	1895.41	210.60	2106.01	62.06	6.90	0.00	Yes	0.00	0.00	11-Apr-2023
7	PHED Dept.	KHERPUJI PT II PWSS	Asnet Associates (Pro: Anupam Das)	AS-65											16.40	1.82					11-Apr-2023
8	PHED Dept.	DOLANI BIL PWSS	Nipul Kr. Barthakur	AS-65											49.66	5.52					11-Apr-2023
9	PHED Dept.	SAKOMURA PT I PWSS	Shyam Prasad Upadhya	AS-65											23.13	2.57					11-Apr-2023

1	2	3	4	5	6	7	8	9	10	11	12	13	14	15	16	17	18	19	20	21
10	PHED Dept.	LINGDOBA MINI PWSS	Hitesh Nath	AS-65										3.78	0.42					11-Apr-2023
11	PHED Dept.	UTTAR SALMARA PT-I PWSS	Mrityunjoy Das	AS-65										37.46	4.16					11-Apr-2023
12	PHED Dept.	CHALLANTAPARA-I PWSS	Jyotish Ch. Barman	AS-65										4.22	0.47					11-Apr-2023
13	PHED Dept.	NANKARGAON PT I PWSS	Partha Pratim Mazumdar	AS-65										20.00	2.22					11-Apr-2023
14	PHED Dept.	MAJHIGAON PWSS	Sanjib Kr. Dewri	AS-65										9.25	1.03					11-Apr-2023
15	PHED Dept.	BHATIPARA UTTARPARA PWSS	T R Contractors and Builders	AS-65										10.90	1.21					11-Apr-2023
16	PHED Dept.	BARKHATA PT-III MINI PWSS	T R Contractors and Builders	AS-65										22.46	2.50					11-Apr-2023
17	PHED Dept.	AMGURI TILAPA5RA PWSS	T R Contractors and Builders	AS-65										18.11	2.01					11-Apr-2023
18	PHED Dept.	BARPATHAR PWSS	Kamal Ch. Goyari	AS-65										36.08	4.01					11-Apr-2023
19	PHED Dept.	CHIPONCHILA PT.III PWSS	Suman Ghosh	AS-65										16.09	1.79					11-Apr-2023
20	PHED Dept.	KHELUAPARA PT VII PWSS	Bipul Choudhury	AS-65										36.04	4.00					11-Apr-2023
21	PHED Dept.	JOPEA MOINAPARA	Kamal Ch. Goyari	AS-65										17.90	1.99					11-Apr-2023
22	PHED Dept.	GOROIMARI PWSS (NEW)	Kamal Ch. Goyari	AS-65										18.09	2.01					11-Apr-2023
23	PHED Dept.	KHELUAPARA PT V PWSS	Preetam Narayan Das	AS-65										22.92	2.55					11-Apr-2023
24	PHED Dept.	OUUDUBI PT I PWSS	Anupam Ray	AS-65										35.02	3.89					11-Apr-2023
25	PHED Dept.	SILGHAGIRI (NEW) PWSS	Partha Pratim Mazumdar	AS-65										25.22	2.80					11-Apr-2023
26	PHED Dept.	BIRJHORA TE (3 NO. LINE) PWSS	Jibon Kishor Ray	AS-65										18.90	2.10					11-Apr-2023
27	PHED Dept.	BAHIRA CHENG MARI PWSS 2	Kalyan singha	AS-65										54.29	6.03					24-Apr-2023
28	PHED Dept.	LENGTISINGA PWSS	Mizanur Rahman	AS-65										24.14	2.68					24-Apr-2023
29	PHED Dept.	SAKOMURA PT III PWSS	Lohit Ch. Das	AS-65										13.97	1.55					24-Apr-2023

1	2	3	4	5	6	7	8	9	10	11	12	13	14	15	16	17	18	19	20	21
30	PHED Dept.	BIRJHORA TE (BORO LINE) PWSS	Anupam Ray	AS-65										12.15	1.35					24-Apr-2023
31	PHED Dept.	NOWAGAON NEW PWSS	Bipul Choudhury	AS-65										36.92	4.10					24-Apr-2023
32	PHED Dept.	UTTAR SALMARA PT-IV MINI PWSS	Anup Jyoti Ray	AS-65										3.99	0.44					24-Apr-2023
33	PHED Dept.	GHANKURSHA MINI PWSS	Anup Jyoti Ray	AS-65										6.38	0.71					24-Apr-2023
34	PHED Dept.	BARGHOLA PT I PWSS	Tremend Drillco Pvt. Ltd	AS-65										19.96	2.22					24-Apr-2023
35	PHED Dept.	SRISTIPARA PWSS	Tremond Drilka Pvt. Ltd.	AS-65										23.42	2.60					24-Apr-2023
36	PHED Dept.	BORIGAON PWSS	Subharata Bhowmik	AS-65										15.63	1.74					28-Apr-2023
37	PHED Dept.	BAMUNGAON PWSS	M/s S.B Engineering	AS-65										7.03	0.78					28-Apr-2023
38	PHED Dept.	CHATPARA PAHARTOLI PWSS	Bhupen Nath	AS-65										8.48	0.94					11-May-2023
39	PHED Dept.	Bashbari PT-II PWSS	Bhupen Nath	AS-65										22.89	2.54					11-May-2023
40	PHED Dept.	JOGIGHOPA (HIGHROAD PARA) MINI PWSS	Indrajit Nath	AS-65										21.82	2.42					11-May-2023
41	PHED Dept.	BASHBARI PT-I PWSS	Himangshu Nath	AS-65										43.29	4.81					11-May-2023
42	PHED Dept.	KABAITTARY PT-VI MINI PWSS	Ranjan kr. Das	AS-65										10.42	1.16					11-May-2023
43	PHED Dept.	JUNJUNA BIL MINI PWSS	Ranjan Kr. Das	AS-65										5.04	0.56					11-May-2023
44	PHED Dept.	SOULMARI PWSS	M/s S.B Engineering	AS-65										14.49	1.61					19-May-2023
45	PHED Dept.	GHORAMARA PT II PWSS	Apurba Dev Sarma	AS-65										44.16	4.91					19-May-2023
46	PHED Dept.	SARAG DUAR PT I MINI PWSS	M/S Hindustan Construction (Nikunja Bihari Ray)	AS-65										7.26	0.81					19-May-2023
47	PHED Dept.	DEWRIPARA PWSS	Lajik Brahma	AS-65										36.87	4.10					30-May-2023
48	PHED Dept.	KALBARI BATABARI PWSS	Dipak Kr. Dewri	AS-65										13.46	1.50					30-May-2023

1	2	3	4	5	6	7	8	9	10	11	12	13	14	15	16	17	18	19	20	21
49	PHED Dept.	MANIKPUR PWSS	Lajik Brahma	AS-65										30.74	3.42					31-May-2023
50	PHED Dept.	HAPACHORA PWSS	Lajik Brahma	AS-65										41.90	4.66					31-May-2023
51	PHED Dept.	BARKHATA PT-1 PWSS	M. K Enterprise	AS-65										31.09	3.45					31-May-2023
52	PHED Dept.	DURGAMARI PT-II PWSS	Lohit Ch. Das	AS-65										48.33	5.37					31-May-2023
53	PHED Dept.	BHATIPARA N.C PWSS	Dipak Kr. Dewri	AS-65										31.90	3.54					31-May-2023
54	PHED Dept.	BIRJHORA TE (12 NO. LINE) PWSS	Hitesh Nath	AS-65										5.36	0.60					31-May-2023
55	PHED Dept.	BARJULI MINI PWSS	Animesh Baruah	AS-65										14.80	1.64					31-May-2023
56	PHED Dept.	POPRARAGAON PT.I PWSS	Rabin Ch. Sarkar	AS-65										29.99	3.33					31-May-2023
57	PHED Dept.	BASHBARI PT-I (NAYAPARA) PWSS	Nabajyoti Barman	AS-65										36.85	4.09					31-May-2023
58	PHED Dept.	KHAKARPUR PWSS	Kanchanmoni Barkalita	AS-65										7.49	0.83					3-Jun-2023
59	PHED Dept.	BARSONGAON PWSS	Nabajyoti Barman	AS-65										5.60	0.62					3-Jun-2023
60	PHED Dept.	BASHBARI GUABARI PARA PWSS	Amal Kr. Chaudhury	AS-65										18.85	2.09					3-Jun-2023
61	PHED Dept.	JOGIGHOPA (HIGHROAD PARA) MINI PWSS	Indrajit Nath	AS-65										7.43	0.83					3-Jun-2023
62	PHED Dept.	KHUSLAIGURI PWSS	Subharata Bhowmik	AS-65										21.10	2.34					3-Jun-2023
63	PHED Dept.	BARBILLA PWSS	Subharata Bhowmik	AS-65										43.91	4.88					3-Jun-2023
64	PHED Dept.	SIMALABARI PT I PWSS	Amal Ch. Mandol	AS-65										26.68	2.96					3-Jun-2023
65	PHED Dept.	KAYETPARA PT-I PWSS	Brahmaputra River Valley Pvt. Ltd.	AS-65										40.72	4.52					9-Jun-2023
66	PHED Dept.	Bhatipara PT I PWSS	M/s S.B Engineering	AS-65										15.08	1.68					9-Jun-2023
67	PHED Dept.	GHORAMARA PT II MINI PWSS	Brahmaputra River Valley Pvt. Ltd.	AS-65										19.59	2.18					9-Jun-2023

1	2	3		4	5	6	7	8	9	10	11	12	13	14	15	16	17	18	19	20	21
68	PHED Dept.	TALGURI KAYETPARA PWSS	M/s S.B Engineering	AS-65											4.91	0.55					9-Jun-2023
69	PHED Dept.	CHOKAPARA PT.I PWSS	Dipak Kr. Dewri	AS-65											35.77	3.97					15-Jun-2023
70	PHED Dept.	LALMATI DURAMARI PWSS	Bhupen Nath	AS-65											26.62	2.96					15-Jun-2023
71	PHED Dept.	DEOHATI PWSS	Munna Mahanta	AS-65											3.87	0.43					16-Jun-2023
72	PHED Dept.	KATHALGURI PWSS	Nitish Kr. Das	AS-65											20.02	2.22					16-Jun-2023
73	PHED Dept.	SIMALABARI PT II PWSS	Kanchanmoni Barkalita	AS-65											28.99	3.22					16-Jun-2023
74	PHED Dept.	NARARVITA PT IV PWSS	Himangshu Nath	AS-65											49.70	5.52					16-Jun-2023
75	PHED Dept.	KHELUAPARA PT IV PWSS	Mrityunjoy Das	AS-65											15.62	1.74					20-Jun-2023
76	PHED Dept.	DHAKNABARI PWSS	M/s S.B Engineering	AS-65											10.92	1.21					22-Jun-2023
77	PHED Dept.	MALIPARA PWSS	M/s S.B Engineering	AS-65											28.66	3.18					22-Jun-2023
78	PHED Dept.	KABAITARY MADHYAPARA PWSS	M/s S.B Engineering	AS-65											43.45	4.83					22-Jun-2023
79	PHED Dept.	CHALANTAPARA PWSS	M/s S.B Engineering	AS-65											17.60	1.96					22-Jun-2023
80	PHED Dept.	DEWANGAON RAVAPARA MINI PWSS	Bipulananda Sharma	AS-65											12.15	1.35					22-Jun-2023
81	PHED Dept.	DHALAGAON TILAPARA PWSS	Birendra Kr. Barua	AS-65											18.68	2.08					22-Jun-2023
82	PHED Dept.	JELKHAJHAR PT II PWSS	Kalyan singha	AS-65											17.10	1.90					22-Jun-2023

Executive Engineer (PHE)
Bongaigaon Division, Bongaigaon

B. Schemes for which no funds are received by the District/Council:

PROGRAMME: JJM

Sl No.	Administrative Department	Scheme Name	Reasons	Remarks if any
1	PHED Dept.	NIL	Does not arise	Does not arise

Executive Engineer (PHE)
Bongaigaon Division, Bongaigaon

Physical Progress of Works under different Schemes/Programmes/Projects across Departments-of Current Year

PROGRAMME: JJM

SI No.	Admin. Dept.	Name of Scheme	Number of Works sanctioned in the current Year	Progress of Current Year works/Services-Categories number of works based on the stage of physical progress						Remarks
				100%	75-99%	50-75%	25-49%	1-25%	Not started	
1	PHED Dept.	Construction of New PWSS	337	0	0	3	29	192	113	New PWSS
2	PHED Dept.	Retrofitting of existing PWSS	12	0	0	0	0	12	0	Retrofitting Scheme
TOTAL =			349	0	0	3	29	204	113	

Executive Engineer (PHE)
Bongaigaon Division, Bongaigaon

Physical Progress of Works under different Schemes/Programmes/Projects across Departments-of Previous Years

PROGRAMME: JJM

Sl No.	Admin. Dept.	Name of Scheme	Total Number of Works pending as on the last date of previous Financial Year	Number of Years delayed for completion-as on the last date of last Financial Year-Categorise works based on the delay in completion.					Progress of Pending works of previous Years pending as on the last date of last Financial Year-Categorise works based on the stage of physical progress						Remarks
				Less than 1 Yr	>=1 to <3Yrs	>=3 to <5 Yrs	>=5 Yrs	Total	100%	75-99%	50-74%	25-49%	1-25%	Not started	
1	PHED Dept.	Retrofitting of existing PWSS	41	0	41	0	0	41	5	30	6	0	0	0	Retrofitting PWSS
2	PHED Dept.	Construction of New PWSS	133	0	133	0	0	133	18	80	29	5	1	0	New PWSS
TOTAL =			174	0	174	0	0	174	23	110	35	5	1	0	

Executive Engineer (PHE)
Bongaigaon Division, Bongaigaon

Monthly status of Fund receipt & utilization for the Month of June Year 2023

A. For Schemes : Fund Received

Sl No	Adms. Dept	Name of Scheme (+Implementing Agency)	PFMS Code & SLS Code	Category CS/CSS/ State/ EAP etc.	Opening Balance with CAN/SNA/Others as applicable		Opening Balance with District/Council/ Others as applicable		Current Year allocation to district		Fund received in the current Year		Total funds Available For Scheme	Funds utilized Till now Amount & (% In bracket)		Amount for which UCs are pending at the end of previous year	Utilization Certificate Submitted Against total Available funds for the current year	Amount for which UCs are pending as on date		Remarks
					Central Share	State Share	Central Share	State Share	Central Share	State Share	Central Share	State Share		Central Share	State Share			Of Previous Year	Of Current Year	
1	2	3	4	5	6	7	8	9	10	11	12	13	14	15	16	17	18	19	20	21
1	Handloom Textile and Sericulture department (HTS)	Implementing Agency: Directorate of Sericulture	Nil	EAP (World Bank Finance Project ,APART)									Fund record is not available in the District It is with DOS							

*= will be provided by the HOD / Concerned Agency PFMS Public Finance Management System , SLS State Linked Scheme State Code

B. G.
10/7/23

Assistant Director of Sericulture,
Bongaigaon, assam

Annexure -B


b. Schemes for which no funds are received by the District / Council : For

Sl No	Administrative Department	Scheme Name	Reason	Remarks if any
1.	Handloom Textile and Sericulture Department (HT&S)	World Bank Financed Project ,APART	.	For 100 Nos. Beneficiaries 1 st installment has been released for construction of Eri Rearing house and for the same beneficiary installment has been released through the PD, ATMA, Bongaigaon for Plantation .

Annexure -C

Physical Progress of works under different Schemes / Programmes / Projects across Departments of current Year

Sl No	Administrative Department	Name of the schemes	Number of Works sanctioned in the current Year	Progress of Current Year works / services – Categories number of works based on the stage of physical progress						Remarks
				100%	75-99%	50-74%	50-74%	25-49%	1-25%	
1	Handloom Textile and Sericulture Department (HT&S)	APART	3 (Three) Nos.						1-25%	Process is going on



Assistant Director of Sericulture,
 Bongaigaon, assam

Annexure -D

Physical Progress of Works under different Schemes / Programmes / Projects across Department – of Previous Years

Sl No	Administrative Department	Name of Scheme	Total Nos. of works pending as on the last date of previous Financial year	Numbers of Works pending as on the last date of previous Financial Year- categories works based on the delay in completion					Progress of Pending works of previous Years pending as on the last date of last Financial Year –Categories works based on the stage of physical progress						Remarks	
				Less than 1 Yr	>= 1 to >3 Yrs	>= 3 to < 4 Yrs	>= 4 to < 5 Yrs	Total	100%	75-99%	50-74%	25-49%	1-25%	Not Started		
1	Handloom Textile and Sericulture Department (HT&S)	APART	1 (One)											1-25%		First instalment has been released by OPIU, Sericulture, to PD ATMA

RAJ
10/11/2023


Assistant Director of Sericulture,
Bongaigaon, assam

Monthly status of Fund receipt and utilisation for the Month of June Year 2023

Annexure-A


A. For Schemes: Fund received.

Sl. No.	Admin. Dept	Name of Scheme (+Implementation Agency)	PFMS Code & SLS Code	Category CS/CSS State/ EAP etc.	Opening Balance With CAN/SNA/Others-as applicable		Opening Balance with the District/Council/ Others-as applicable		Current Year Allocation to District		Fund received in the current Year		Total Funds available for Scheme	Funds utilised-till now Amount & (% in bracket)		Amount for which Ucs are pending at the end of previous year	Utilisation Certificate submitted against total available funds for the current year	Amount for which Ucs are pending as on date.		Remarks
					Central Share	State Share	Central Share	State Share	Central Share	State Share	Central Share	State Share		Central Share	State Share			Of Previous Year	Of Current Year	
1	2	3	4	5	6	7	8	9	10	11	12	13	14	15	16	17	18	19	20	21
1	Environment & Forest	CAMPA	-	State		4462015	4462015	-	-	-	nil	446202		3551181	3758681	Not yet	2022-23	-	Amount of Rs 207500 yet to be utilised	
			-	-	-	-	-	-	-	-	-	-	-	5984221	5984221	Not yet	2022-23	-	UC yet to be submitted by the previous DDO for the year 2022-2023 as the DDO transfer on 2nd July 2023	
2		APFBC		State		1530000	1530000	-	-	-	nil	1530000		2470000	1530000	Not yet	2023-24	-	Work is under process	


 Divisional Forest Officer
 Bongaigaon S.F. Division
 Bongaigaon

B Schemes for which no funds received by the district/Council**Annexure-B**

Sl No.	Admin.Dept	Scheme Name	Reasons
1	Environment & Forest	Nil	-


Divisional Forest Officer
Bongaigaon S.F.Division
Bongaigaon

Physical Progress of Works under different Schemes/Programmes/Projects across Departments-of Current Year


Annexure-C

Sl.	Admin.	Name of Scheme	Number of Works sanctioned in the current Year	Progress of Current Year works/Services-Categories number of works based on the stage of physical progress					
				100%	75-99%	50-74%	25-49%	1-25%	Not started
1	Environm ent & Forest	CAMPA	Nil	-	-	-	-	-	-
		APFBC (Building)	Nil	-	yes	-	-	-	-
		APFBC (Plantations)	3	-	-	-	-	yes	-
		SOPD	Nil	-	-	-	-	-	-

Physical Progress of Works under different Schemes/Programmes/Projects across Departments-of Previous Years

Annexure-D

Sl. No.	Admin. Dept.	Name of scheme	Total Number of works pending as on the last date of previous Financial Year	Number of Years delayed for completion-as on the last date of last Financial Year-Categorise			Progress of Pending works of previous Years pending as on the last date of last Financial Year-Categorise works based on the stage of physical progress					
				>=3to <5 Yrs	>=5	Total	100%	75-99%	50-74%	25-49%	1-25%	Not started
1	Environm ent & Forest	CAMPA	-	-	-	yes	-	-	-	-	-	
2		APFBC (Building)	-	-	1 YEAR	-	yes	-	-	-	-	
3		SOPD	-	-	-	yes	-	-	-	-	-	


 Divisional Forest Officer
 Bongaigaon S.F.Division
 Bongaigaon

Physical Progress of Works under different Schemes/Programmes/Projects across Departments-of Current Year

Annexure-C

Sl.	Admin.	Name of Scheme	Number of Works sanctioned in the current Year	Progress of Current Year works/Services-Categories number of works based on the stage of physical progress					
				100%	75-99%	50-74%	25-49%	1-25%	Not started
1	Environment & Forest	CAMPA	Nil	-	-	-	-	-	-
		APFBC (Building)	Nil	-	-	-	-	-	-
		APFBC (Plantations)	3	-	yes	-	-	-	-
		SOPD	Nil	-	-	-	-	yes	-

Physical Progress of Works under different Schemes/Programmes/Projects across Departments-of Previous Years

Annexure-D

Sl. No.	Admin. Dept.	Name of scheme	Total Number of works pending as on the last date of previous Financial Year	Number of Years delayed for completion-as on the last date of last Financial Year-Categorise			Progress of Pending works of previous Years pending as on the last date of last Financial Year-Categorise works based on the stage of physical progress					
				>=3to <5 Yrs	>=5	Total	100%	75-99%	50-74%	25-49%	1-25%	Not started
1	Environment & Forest	CAMPA	-	-	-	yes	-	-	-	-	-	-
2		APFBC (Building)	-	-	1 YEAR	-	yes	-	-	-	-	-
3		SOPD	-	-	-	yes	-	-	-	-	-	-


 Divisional Forest Officer
 Bongaigaon S.F.Division
 Bongaigaon

Monthly status of Fund receipt and utilization for the Month of July Year 2023

A. For Schemes: Funds received.

S.No	Admin Dept.	Name of Scheme (+Implementation Agency)	PFMS Code #SIS Code	Categ ory CS/C SS/ EAP etc.	Operating Balance With CNA /SNA/Others- as applicable.	State Share	Operating Balance with the District/Council/ Others- as applicable.		Current Year Allocation to District*	State Share	Fund received in the current Year		Total funds available for Scheme	Funds utilized till now Amount & (% in bracket)		Amount for which UCs are pending at the end of previous year	Utilization Certificate submitted against total available funds for the current year	Amount for which UCs are pending as on date.		Remarks	
							Central Share	State Share			Central Share	State Share		Central Share	State Share			Of Previous Year	Of Current Year		
1																					
2	D.S.O. Bangalipon	Khelo India Small Coaching Centre (Hoockey)							5 Lakh			2023	5 Lakh		0%						

* = will be provided by the HOD / Concerned Agency. PFMS: Public Finance Management System; SIS: State Linked Scheme-State Code.

Annexure-B

B. Schemes for which no funds are received by the District/ Council: For (Please visit <http://www.ipaidstudent.gov.in/index.php> and concerned Ministry / Department website to know the list of Central schemes of current and previous years)

S.No	Administrative Department	Scheme Name	Reasons	Remarks if any
1	Nil	Nil	Nil	Nil
2				

**Physical Progress of Works under different Schemes/ Programmes/Projects across Departments-
of Current Year**

S.No	Admin Dept	Name of Scheme	Number of Works sanctioned in the current Year	Progress of Current Year works / Services- Categorise number of works based on the stage of physical progress					Not started
				100%	75-99%	50-74%	25-49%	1-25%	
1	D.S.O Boengraon	Chief Minister Sangraya Gramya Unayan Yajana (Playground Development)	Nil	2	7	-	1	-	Nil

**Physical Progress of Works under different Schemes/ Programmes/Projects across Departments-
of Previous Years**

S.No	Admin Dept	Name of Scheme	Total Number of Works pending as on the last date of previous Financial Year	Number of Years delayed for completion - as on the last date of last Financial Year- Categorise works based on the delay in completion.				Total	Progress of Pending works of previous Years pending as on the last date of last Financial Year- Categorise works based on the stage of physical progress					
				Less than 1Yr	>=1 to <3 Yrs	>=3 to <5Yrs	>=5		100%	75-99%	50-74%	25-49%	1-25%	Not started
1	D.S.O Boengraon	Chief Minister Sangraya Gramya Unayan Yajana (Playground Development)	10	-	10	-	-	10	2	8	-	-	-	Nil

Monthly status of Fund receipt and utilisation for the Month of June Year 2023

A. For Schemes: Funds received.

S. No	Admin. Dept.	Name of Scheme (+ Implementation Agency)	PFMS Code & SLS Code	Category CS/CSS/State/LAP etc.	Opening Balance With CNA		Opening Balance with the District/Coun		Current Year Allocation to District*		Fund received in the current Year		Total funds available for Scheme	Funds utilised- till now Amount & (% in bracket)		Amount for which UCs are pending at the end of previous year	Utilisation Certificate submitted against total available funds for the current year	Amount for which UCs are pending as on date		Remarks
					Central Share	State Share	Central Share	State Share	Central Share	State Share	Central Share	State Share		Central Share	State Share			Of Previous Year	Of Current Year	
1	2	3	4	5	6	7	8	9	10	11	12	13	14	15	16	17	18	19	20	21
1	Water Resource	A/E measures to protect Bongaigaon-Polytechnic campus from the erosion of river Tunia on its R/Bank(Under NABARD) (IA: Dhubri WR Division, Dhubri)												Rs.42.26L & 95%	Rs.2.22L & 5%			Nil	Nil	State Share is pending & Demand already submitted
2	-DO-	Re-sectioning of river Tikonjora at Kharija-Dolai Gaon near Bongaigaon along with marginal bund at both sides with spoiled soil for a length of 3000M. (IA: Dhubri WR Division, Dhubri)												Rs.206.59L & 95%	Rs.10.877L & 5%			Nil	Nil	State Share is pending & Demand already submitted
3	-DO-	A/E measures on both banks of river Champabati to protect Bamunitila area.(RIDF-XXV) (IA: Dhubri WR Division, Dhubri)												Rs.175.65L & 95%	Rs.9.245L & 5%			Nil	Nil	State Share is pending & Demand already submitted
4	-DO-	Training of river Champamati by pro-siltation measures to protect Barchara, Chikibiki, Naldoba, Durgamari and Bamunitila villages. (under NABARD, RIDF-XX) (IA: Dhubri WR Division, Dhubri)												Rs.644.11L & 95%	Rs.32.21L & 5%			Nil	Nil	State Share is pending & Demand already submitted.

-00-	Construction of an Inspection Bungalow in W.R.Campus at Bongaigaon (under SOPD-G) (IA: Bongaigaon WR Division, Bongaigaon)												Nil	Rs.24.50L & 50%					Work completed.
------	--	--	--	--	--	--	--	--	--	--	--	--	-----	-----------------	--	--	--	--	-----------------

* = will be provided by the HOD / Concerned Agency. PFMS: Public Finance Management System; SLS: State Linked Scheme-State Code.

Annexure-B

B. Schemes for which no funds are received by the District/ Council: For (Please visit <https://www.indiabudget.gov.in/index.php> and concerned Ministry / Department website to know the list of Central scheme

S. No	Administrative Department	Scheme Name	Reasons
1	Water Resources	Immediate measures for restoration of breach-like damages at village Jaraguri including Chechapani-Balajani up to Huramaravillages areas on R/B by river Aie under SDRF for 2019-20.	

Annexure-C.

Physical Progress of Works under different Schemes / Programmes / Projects across Department of Current Year

S.No	Admin. Dept.	Name of Scheme	Number of Works sanctioned in the current Year	Progress of Current Year works / Services- Categorise number of works based on the stage of physical progress						
				100%	75-99%	50-74%	25-49%	1-25%	Not started	
	Water Resources	Nil	Nil							

Annexure-D

Physical Progress of Works under different Schemes / Programmes / Projects across Department of Previous Years

S.No	Admin. Dept.	Name of Scheme	Total Number of Works pending as	Number of Years delayed for completion			Progress of Pending works of previous Years pending as on the last date of last Financial Year- Categorise works based on						
				Less than	>=5	Total	100%	75-99%	50-74%	25-49%	1-25%	Not started	
1	Water Resources	I/M for recoupmnt breach like damages at Huramara from ch 3400.00m to 3900.00 m of Sidalsuti to Merrerchar WRD embankment of river Aie on its R/B under SIDRF for 2020-21.	1			1		90%	-	-	-	-	-

	-do-	Immediate measures for recoupment and strengthening of flood damaged structure at Huramara Pt-II Of Sidalsati-Merrerchar WRD Embankment under SDRF for 2021-22.(PART-A)	1	yes				100%					
	-do-	Immediate measures for recoupment and strengthening of flood damaged structure at Huramara Pt-II Of Sidalsati-Merrerchar WRD Embankment under SDRF for 2021-22.(PART-B)	1					95%					
4	-do-	I/M for dosing of breach gap of sidalsati-Merrerchar embkt. of river Aie at Lalmati area including strengthening and bank restoration at different reaches under SDRF for 2021-22	1					92%					
5	-do-	I/M for recoupment of Pachonia area from flood devastation of river Brahmaputra on its right bank under SDRF for 2021-22	1					100%					
6	-do-	Immediate measures for bank restoration at Bashbari area to protect from flood devastation of river Aie under SDRF for 2022-23 (under sec 50 of DM Act-2005)	1					100%					